

The innovative Sit-to-Stand table with adjustable width, depth, and height.

Get the All-Flex™ table base and CONCEAL cable manager with one model number.

ALL-FLEX™ ELECTRIC TABLE BASE + CONEAL

- Adjustable feet and Top Supports accommodate work surfaces 24" - 36" deep
- Height Adjustment Range: 26"
- LOW: 23.2" | HIGH: 49.2"
- Width Adjustment Range: 30"
- Fully Retracted: 33.75"
- Fully Expanded: 63.72"
- Crossbar includes guides to assist in setting width
- Digital keypad with 4 memory settings
- Adjustment Speed: 1.5"/second
- Lifting Capacity (including work surface):
 - 265 lbs (equally divided)
 - Anti-Collision Safety Feature
- 86" Power Cable

ONE SIZE FITS MOST WORK SURFACES

MODEL #	GSA LIST PRICE
 FLEX2-CNCL-GRY	\$1,560

PRICE INCLUDES SILVER TABLE BASE AND GREY CONCEAL CABLE MANAGER. WORK SURFACE MUST BE PURCHASED SEPARATELY.



Anti-Collision
Safety Feature



ADA
Compliant



Cable
Management



Steel
Construction



Quiet
Adjustment



Low Power
Consumption



4 memory
settings



Lead Free

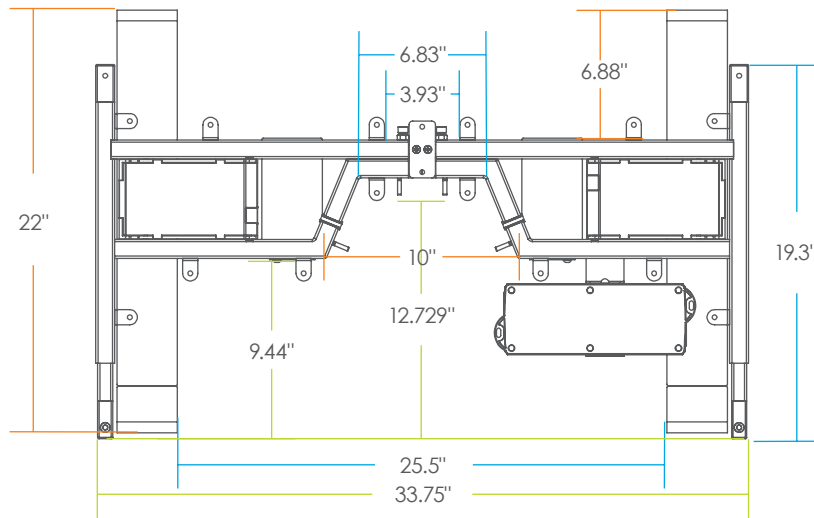


Quick Start

**PATENT
PENDING**

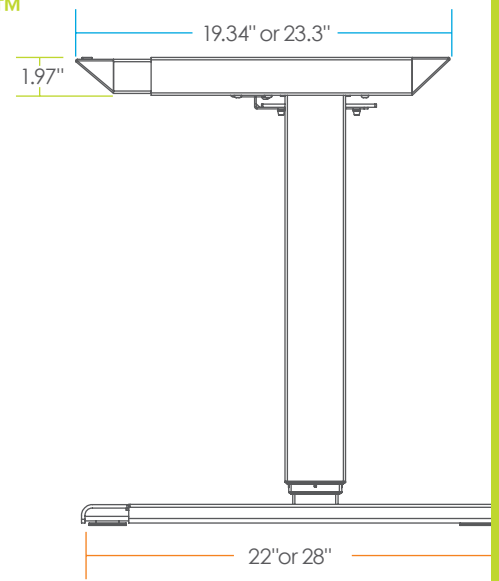
ALL-FLEX™

RETRACTED



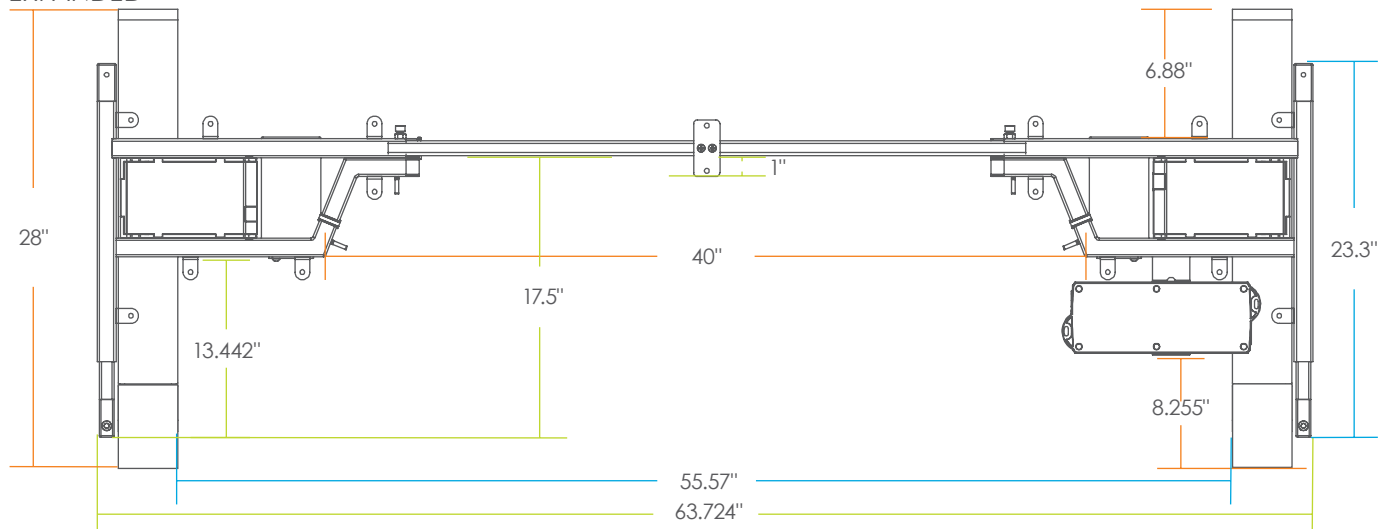
ALL-FLEX™

SIDE




ALL-FLEX™

EXPANDED




2 LEG WORK SURFACES

(FOR REFERENCE ONLY)



RECTANGLE



(SEC)

SMALL EQUAL
CORNER

ALL-FLEX™

HEIGHT ADJUSTABLE TABLES