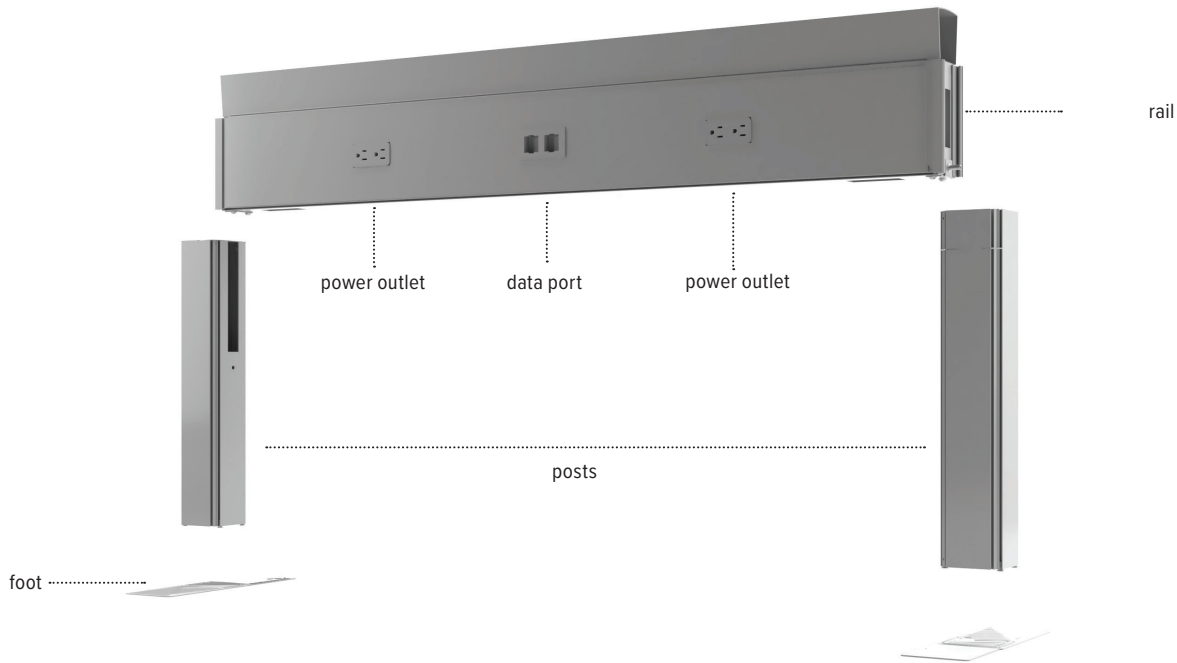




# Railway

Power and data solution

esi



## Product Specs

- Four available widths: 36.0", 48.0", 60.0", and 72.0"
- 18.0"h x 3.3"w post
- 3.6"w x 12.0"d T foot - (standard)  
3.6"w x 7.8"d L foot - (optional)
- Power and data can be utilized on both sides of the rail
- Separate cable/data channel that allows for lay-in cable runs
- Up to ten rails can be connected to each other  
(for anything over ten rails, contact a local electrician)
- Up to eight 125V AC outlets per rail and four inputs for data
- Specify base or ceiling feed
- Flexible power feeds with 3.5" of extension through flexible metal conduit
- UL listed as an Office Furnishing Accessory (UL1286), UL183, and in full compliance with NEC electrical specifications
- Optional electric compliance available for municipal standards such as NY Box, California Title 24, and Chicago  
*Please reference the Railway Spec Guide for more details*
- 20 amps
- Four circuits, eight wire Byrne™ 8trac system
- Up to 13 duplex receptacles per circuit (total of 52 available duplex receptacles allowed)
- 12 AWG line conductors which share a 12 AWG ground and 10 AWG neutral
- Fourth circuit is isolated and dedicated
- Warranty: 15 yr. (structural) / 7 yr. (electrical)

GSA

## Available base finishes

● Silver -SLV  
48"/60" ship in 48 hrs.  
36"/72" LT

Ⓛ Black -BLK  
All sizes LT

Ⓛ White -WHT  
All sizes LT

LT = call for on-hand availability

# Railway

Power and data solution


esi



## Rail

MODEL #

RAIL-RWY36-DBL-___	\$848	LT
RAIL-RWY36-DBL-CHI-___	\$848	LT
RAIL-RWY36-DBL-CALI-___	\$848	LT
RAIL-RWY48-DBL-___	\$887	LT
RAIL-RWY48-DBL-CHI-___	\$887	LT
RAIL-RWY48-DBL-CALI-___	\$887	LT
RAIL-RWY60-DBL-___	\$953	LT
RAIL-RWY60-DBL-CHI-___	\$953	LT
RAIL-RWY60-DBL-CALI-___	\$953	LT
RAIL-RWY72-DBL-___	\$1,024	LT
RAIL-RWY72-DBL-CHI-___	\$1,024	LT
RAIL-RWY72-DBL-CALI-___	\$1,024	LT



## Ceiling feed

MODEL #

CEILINGFEED-144	\$263	LT
CEILINGFEED-144-NY	\$538	LT
CEILINGFEED-144-CALI	\$427	LT

## Power pole


MODEL #

RAIL-POLE-142-___	\$294	LT
-------------------	-------	----

## Base feed

MODEL #

BASEFEED-72-END	\$215	LT
BASEFEED-72-END-NY	\$336	LT
BASEFEED-72-END-CALI	\$332	LT



## Rail jumper

MODEL #

RAIL-JUMPER-22	\$140	LT
----------------	-------	----



## End posts

MODEL #

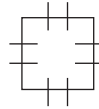
POSTKIT-END-DBL-___	\$275	LT
---------------------	-------	----



## 3-way posts

MODEL #

POSTKIT-3WAY-DBL-___	\$299	LT
----------------------	-------	----



## 4-way posts

MODEL #

POSTKIT-4WAY-DBL-___	\$310	LT
----------------------	-------	----



## 90° posts

MODEL #

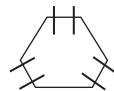
POSTKIT-90-DBL-___	\$287	LT
--------------------	-------	----



## 180° posts

MODEL #

POSTKIT-180-DBL-___	\$287	LT
---------------------	-------	----



## 120° posts

MODEL #

POSTKIT-120-DBL-___	\$268	LT
---------------------	-------	----



## 180° knock out posts

MODEL #

POSTKIT-180KO-DBL-___	\$255	LT
-----------------------	-------	----

# Railway

Power and data solution

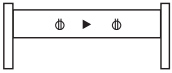


## Model # for Linear configuration

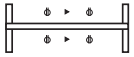
⊕ Electrical outlet(s) ▶ Data/Telephone outlet(s)

### 2-pack

side view



plan view



profile view



two-sided power  
with T-foot.

#### Rail model

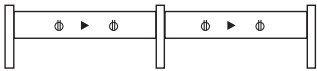
Rail model	List price
RAIL-KIT36-2PK-DBL-___	\$1,557
RAIL-KIT48-2PK-DBL-___	\$1,596
RAIL-KIT60-2PK-DBL-___	\$1,662
RAIL-KIT72-2PK-DBL-___	\$1,733

Rail kits include: rails, post kits, jumpers, and basefeed. Refer to Railway Spec guide for quantities.

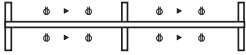
Posts, rails, and feet will match specified finish

### 4-pack

side view



plan view



profile view



two-sided power  
with T-foot.

#### Rail model

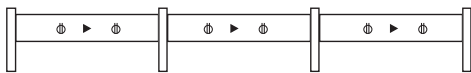
Rail model	List price
RAIL-KIT36-4PK-DBL-___	\$2,805
RAIL-KIT48-4PK-DBL-___	\$2,882
RAIL-KIT60-4PK-DBL-___	\$3,015
RAIL-KIT72-4PK-DBL-___	\$3,155

Rail kits include: rails, post kits, jumpers, and basefeed. Refer to Railway Spec guide for quantities.

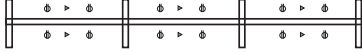
Posts, rails, and feet will match specified finish

### 6-pack

side view



plan view



profile view



two-sided power  
with T-foot.

#### Rail model

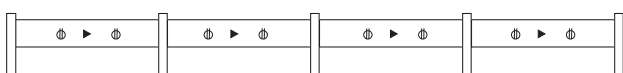
Rail model	List price
RAIL-KIT36-6PK-DBL-___	\$4,052
RAIL-KIT48-6PK-DBL-___	\$4,169
RAIL-KIT60-6PK-DBL-___	\$4,367
RAIL-KIT72-6PK-DBL-___	\$4,578

Rail kits include: rails, post kits, jumpers, and basefeed. Refer to Railway Spec guide for quantities.

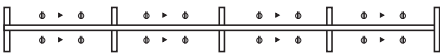
Posts, rails, and feet will match specified finish

### 8-pack

side view



plan view



profile view



two-sided power  
with T-foot.

#### Rail model

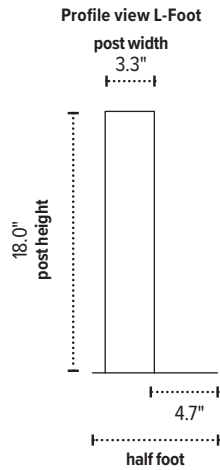
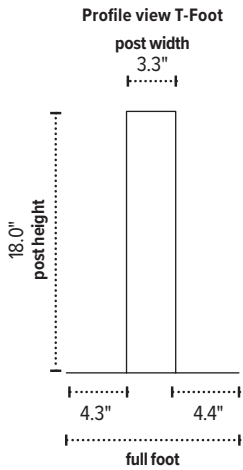
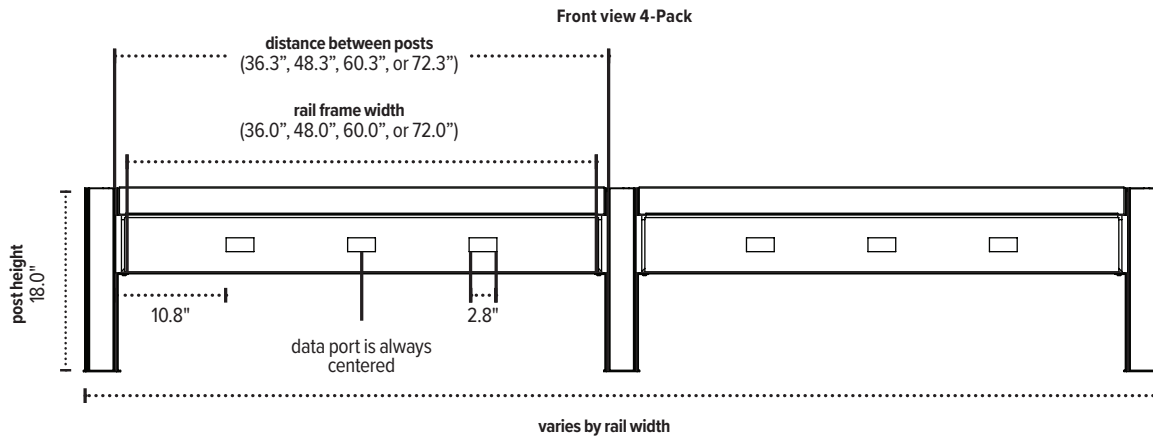
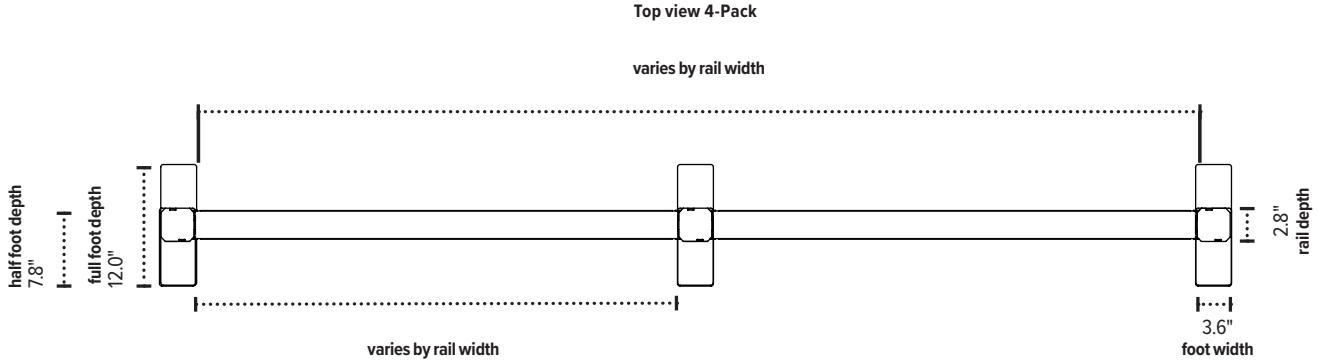
Rail model	List price
RAIL-KIT36-8PK-DBL-___	\$5,299
RAIL-KIT48-8PK-DBL-___	\$5,455
RAIL-KIT60-8PK-DBL-___	\$5,719
RAIL-KIT72-8PK-DBL-___	\$6,001

Rail kits include: rails, post kits, jumpers, and basefeed. Refer to Railway Spec guide for quantities.

Posts, rails, and feet will match specified finish

# Railway

Power and data solution



When considering space requirements, it is important to remember to include the total combination of rail and post measurements.