



# Kata™ EX3-FF

Triple fixed + fixed monitor arm

# KataEX3-FF

Triple fixed + fixed monitor arm



tension adjustment



integrated tool storage



grommet mount



desk clamp



connection sleeve

## Product specs

- Manual height adjustment
- Recommended for worksurfaces 30.0" deep or less
- 31.7" outside arm extension
- 11.1" center arm extension
- 7.1" arm retraction
- +90°/-45° monitor tilt
- ±90° VESA rotation
- Up to 20.0 lb. weight capacity (*per arm*)
- 16.0" pole height (*includes base*)
- VESA 75mm/100mm quick release
- 180° lock-out feature
- Specify a grommet mount or a desk clamp mount
- Tension adjustment indicator for precision installation
- Each connection sleeve can accommodate up to three monitors depending on the configuration
- Partially assembled for quick installation
- Integrated cord management
- Integrated tool holder
- Meets or exceeds ANSI/BIFMA x5.5 guidelines
- 24.0" max. monitor width  
*Bezel measured left to right.*  
*Max. width is contingent on weight capacity.*
- Designed for ESI by Roger Webb Associates of London
- Warranty: 15 yr.

## Model #

- ☐ KATAEX3-DC-FF-SLV
- ☒ KATAEX3-DC-FF-BLK
- ☐ KATAEX3-DC-FF-WHT
- ☐ KATAEX3-GM-FF-SLV
- ☒ KATAEX3-GM-FF-BLK
- ☐ KATAEX3-GM-FF-WHT

## KataEX monitor arm key

F - Fixed monitor arm  
M - Motion monitor arm  
S - Slider mount

## Available mounting options

DC - Desk clamp  
GM - Grommet mount

## KataEX for every need

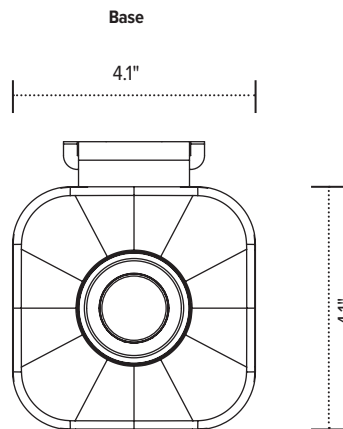
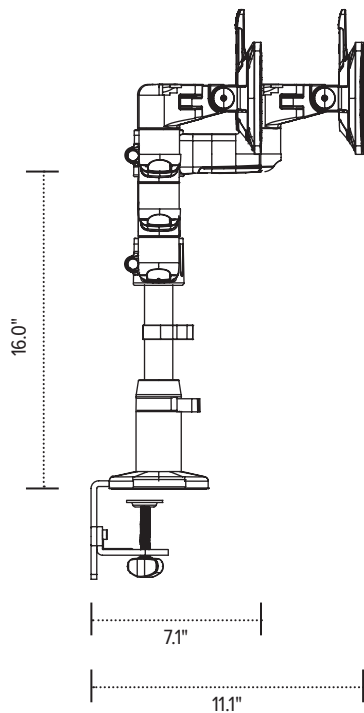
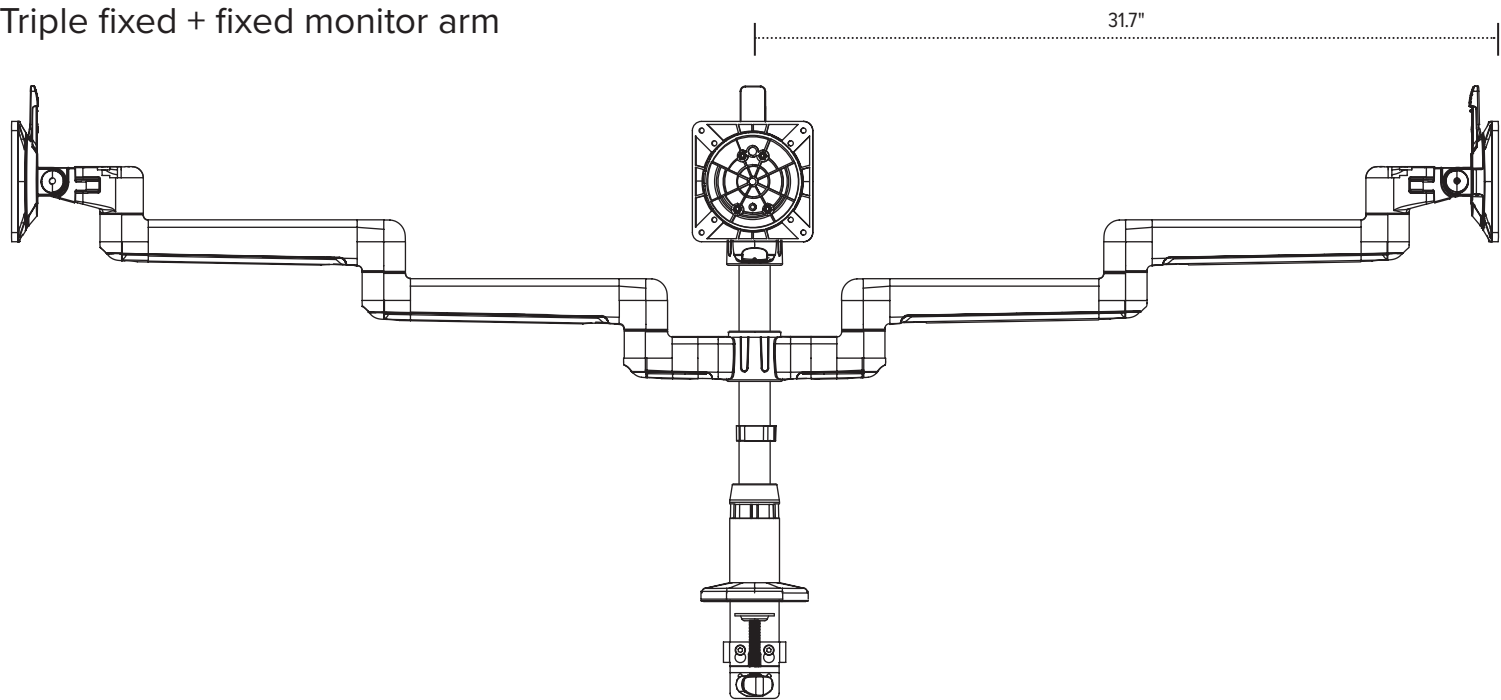
- As workstation needs change, so can the KataEX configurations. Additional components sold separately
- Benching system mount(s) available

*Call our Customer Service Department for compatibility and pricing for custom configurations.*

# KataEX3-FF



Triple fixed + fixed monitor arm

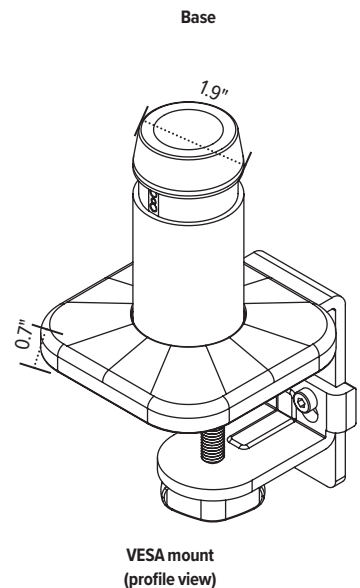
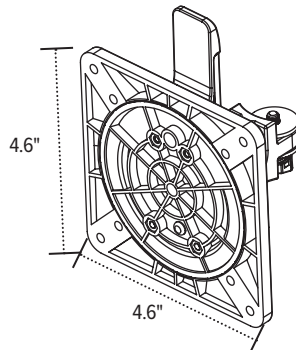


Base

4.1"

4.1"

VESA plate



Base

VESA mount  
(profile view)

