

esi | work gear



Lotus™ DX

sit-to-stand workstation

Lotus™ DX

sit-to-stand workstation



raised with dual monitor arm kit



lowered

Product Specs

- Microban® Antimicrobial surface; powerful, continuous product protection from bacteria
- USB integration with two USB ports in the front, and two in the rear
- Wireless charging for Qi-enabled devices
- Smooth Lift Technology™ with easy dial weight adjustment; patent pending design
- Sits atop worksurface
- 17.0" height adjustment range
- Incremental positioning features 22 different height settings for ideal positioning
- 35 lbs. weight capacity
- 31.8"w x 8.1"d top platform
- 32.8"w x 12.2"d keyboard platform
- 24.0" minimum worksurface depth
- Cable management
- Arrives fully assembled
- Waterfall design allows users to prop up a phone, notepad or documents
- Compatible with Lotus single or dual monitor arm kits. *Kit sold separately*
- Warranty: 5 yr.

Model

- LOTUS-DX-BLK
- LOTUS-DX-WHT

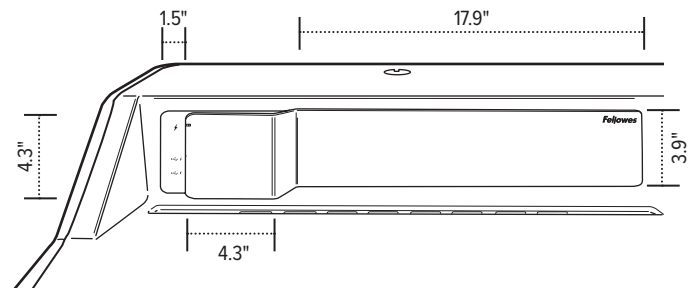
esi

800.833.3746
esiergo.com

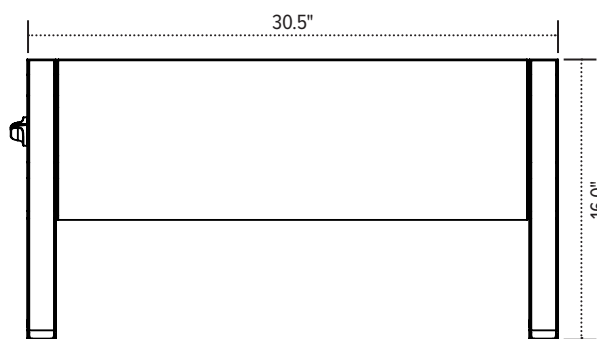
Lotus™ DX

sit-to-stand workstation

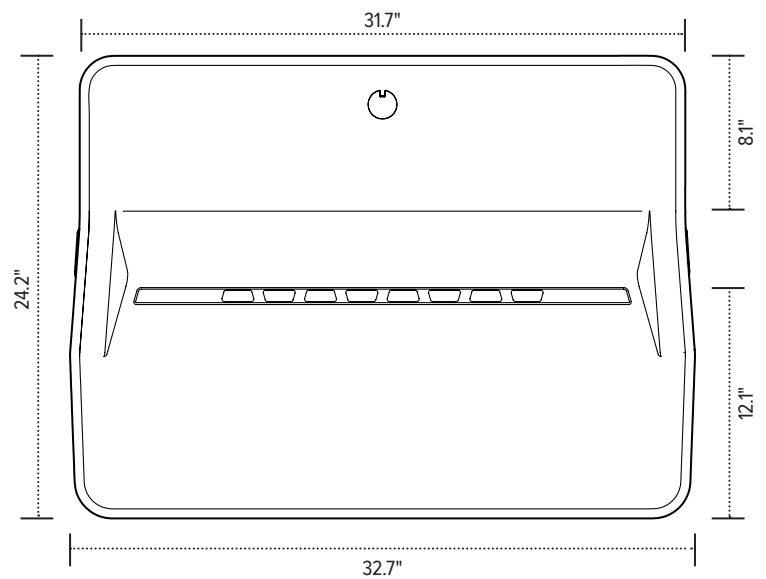
Charging area



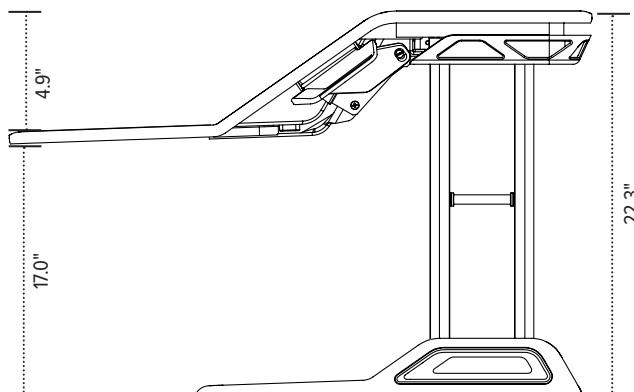
Base



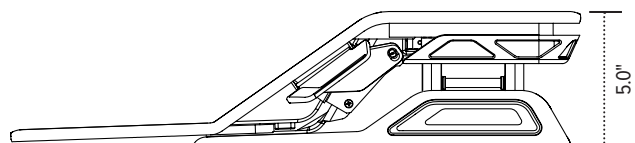
Tabletop



Highest position



Lowest position



esi

800.833.3746
esiergo.com