



# Brisa™

Electric table base

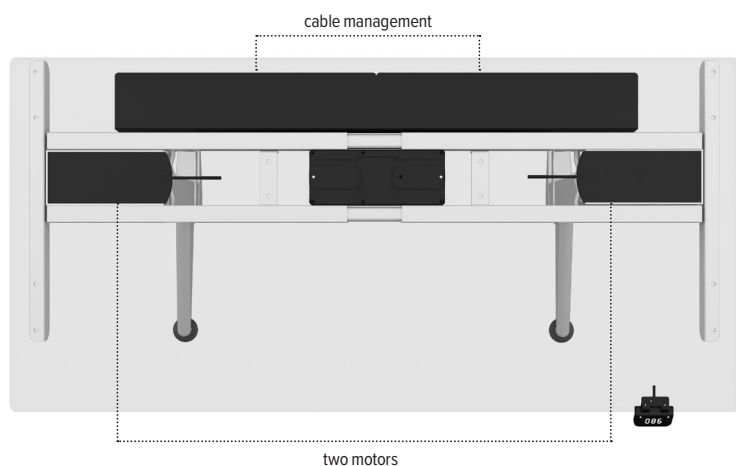
# Brisa

## Electric table base



quick frame and column assembly

top view



two motors



digital keypad

### Product specs

- Designed by Gecco Vision
- Designer look and feel
- Highly customizable with 36 different color combinations for columns, shrouds and feet
- Frame and column connect and lock for quick and easy assembly
- Electric height adjustment
- 220 lbs. base lifting capacity
- 1.4"/sec adjustment speed
- 26.1" height adjustment range  
21.6"–47.7" (low/high)  
(excluding worksurface)
- Three stage adjustable legs
- Adjustable width frame: 43.3"–70.9"
- Two motors
- Soft start
- Gyro sensor anti-collision
- Steel frame and aluminum foot construction
- Low standby power consumption
- Cable management included
- Simplistic and stylized digital keypad
- Warranty: 15 yr. (structural) / 7 yr. (mechanical)

esi

800.833.3746  
esiergo.com

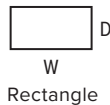
# Brisa

## Electric table base

### Table bases

Table base model	Worksurface shape	Worksurface dimension	TFL Quick ship	TFL Standard	HPL Standard
------------------	-------------------	-----------------------	----------------	--------------	--------------

2B-C48-\_-\_-\_-\_-



48"w x 24"d  
60"w x 30"d

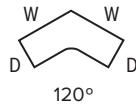
2R4824-QS-TFL-\_-\_-  
2R6030-QS-TFL-\_-\_-

2R4824-TFL-\_-\_-  
2R6030-TFL-\_-\_-

2R4824-HPL-\_-\_-  
2R6030-HPL-\_-\_-

Table base model	Worksurface shape	Worksurface dimension	TFL Quick ship	TFL Standard	HPL Standard
------------------	-------------------	-----------------------	----------------	--------------	--------------

2B-C48-\_-\_-\_-\_-



48"w x 24"d  
48"w x 30"d

-  
-

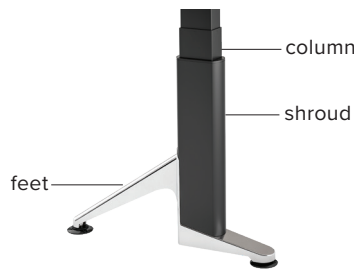
120-4824-TFL-\_-\_-  
-

120-4824-HPL-\_-\_-  
120-4830-HPL-\_-\_-

### Part number breakdown

2B-C48-\_-\_-\_-\_-

- shroud finish notation
- feet finish notation
- column & frame finish notation



### Available feet & shroud finishes

- Silver -S
- Black -B
- White -W
- Polished aluminum -A (feet only)

### Available column & frame finishes

- Silver -SLV
- Black -BLK
- White -WHT

### Worksurface Program

Multiple worksurface shapes and laminates are available. TFL Quickship worksurfaces are shipped out in 48 hours, TFL and HPL Standard worksurfaces ship in 2–3 weeks.

*Table bases and worksurfaces can be purchased independently or as a combination.  
ESI table bases and worksurfaces are made to exact dimensions. If nominal sizing is needed, please specify when ordering.*

### Brisa Freight & Shipping Program

5+ Brisa table bases: Free freight for orders of 5 Brisa table bases or more.

Four or less Brisa table bases: \$125 charge for four or less Brisa table bases.

For Brisa orders including worksurfaces, there will be no additional freight charge other than the charges listed above.

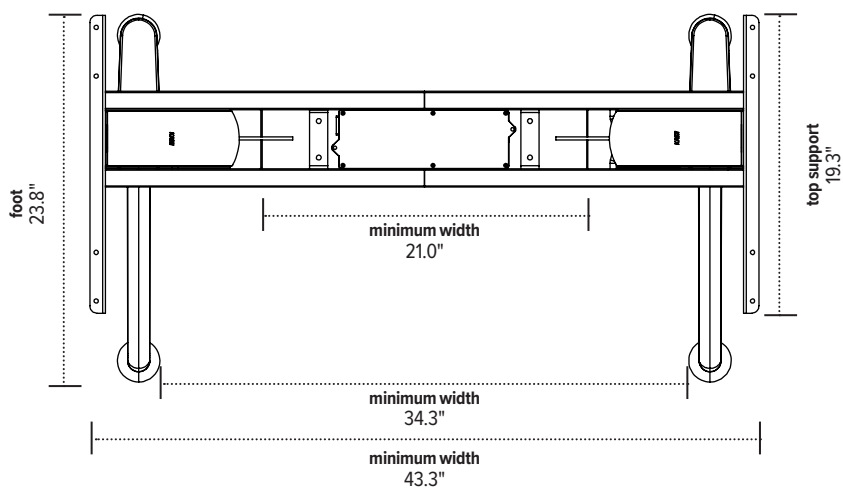
# esi

800.833.3746  
esiergo.com

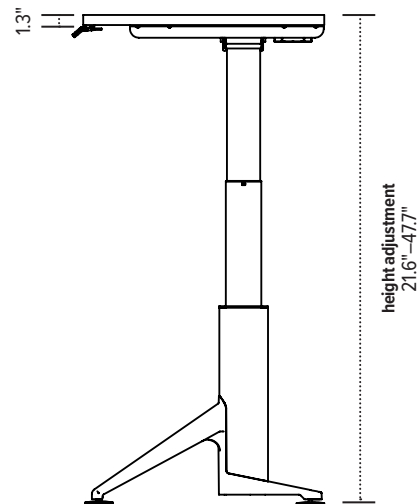
# Brisa

## Electric table base

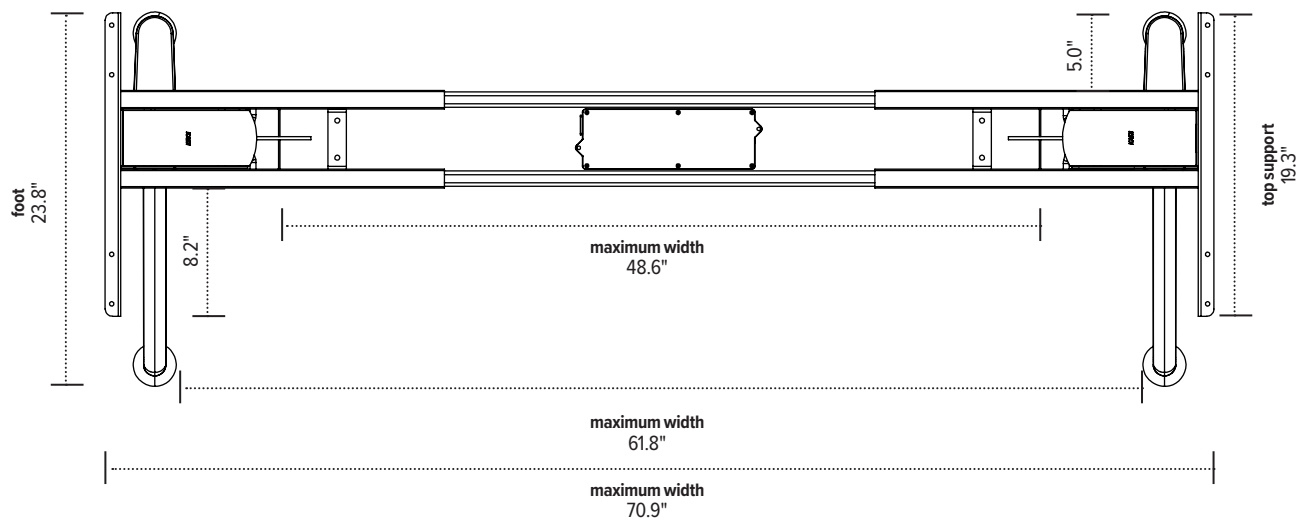
Retracted top view



Side view



Expanded top view



The base dimensions as shown are actual.

esi

800.833.3746  
esiergo.com