



Enmo™

Electric height adjustable table base

V34 - Pricing effective 3/1/2021

Enmo

Electric height adjustable table base



T-leg



keypad



locking casters

Product specs

- Electric height adjustment
- 220 lb. base lifting capacity
- 1.3"/sec. adjustment speed
- 17.4" height adjustment range
- 27.4"–44.8"(low/high) *(excluding worksurface)*
- Two stage adjustable legs
- T-leg
- Adjustable width frame accommodates worksurfaces 48.0"–72.0"
- Keypad with up and down buttons
- Two motors
- Soft start and stop
- Anti-collision safety feature
- Table base is UL962 listed
- Locking casters are available
- 7.0' power cord
- Steel frame and foot construction
- Works with peds or storage with 24.5" max. height
- Low standby power consumption
- Meets or exceeds BIFMA x5.5 guidelines
- Complete tables available *(base and top)*
- Warranty: 15 yr. *(structural)*/7 yr. *(mechanical)*

Available base finishes

- ☐ Silver -SLV
- ☒ Black -BLK
- ☐ White -WHT

Caster Kit

- Set of four casters for table base
- Increases height by 2.0"
- Locking casters for security

Model # CASTERKIT-2NM **\$55**

Complete quick ship table model # breakdown



- a: number of legs
- b: type of table base
- c: finish of base
- d: worksurface shape
- e: worksurface width
- f: worksurface depth
- g: quick ship indicator
- h: laminate material
- i: laminate color

48.0" x 24.0" quick ship complete table

- Enmo 2-leg table base with a 48.0"w x 24.0"d rectangle TFL worksurface

MODEL # 2NM__-R4824-QS-T__ \$979

60.0" x 30.0" quick ship complete table

- Enmo 2-leg table base with a 60.0"w x 30.0"d rectangle TFL worksurface

MODEL # 2NM__-R6030-QS-T__ \$1,082

base finish notation laminate color notation

Available base finishes

- Silver -S
- Black -B
- White -W


Available TFL quick ship laminates

- Beigewood -BG
- Phantom Charcoal -PC
- Shadow Oak -SO
- Designer White -DW
- Grey -GR
- Dove Grey -DV

Enmo table

Quick ship complete table options include: silver, black, or white table bases; 48.0"w x 24.0"d or 60.0"w x 30.0"d rectangle worksurfaces; all six TFL laminates. Quick ship worksurfaces will be pre-drilled to accommodate the Enmo table base. For all other combinations, please call our Customer Service Department for the estimated lead time and cost.

Multiple worksurface shapes and laminates are available. See Complete Table and Worksurface Guide for worksurface details including laminate colors.

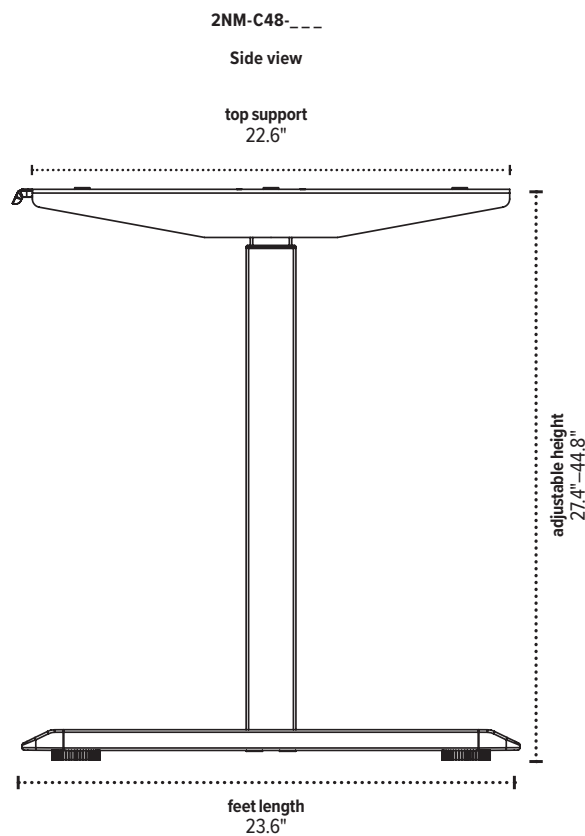
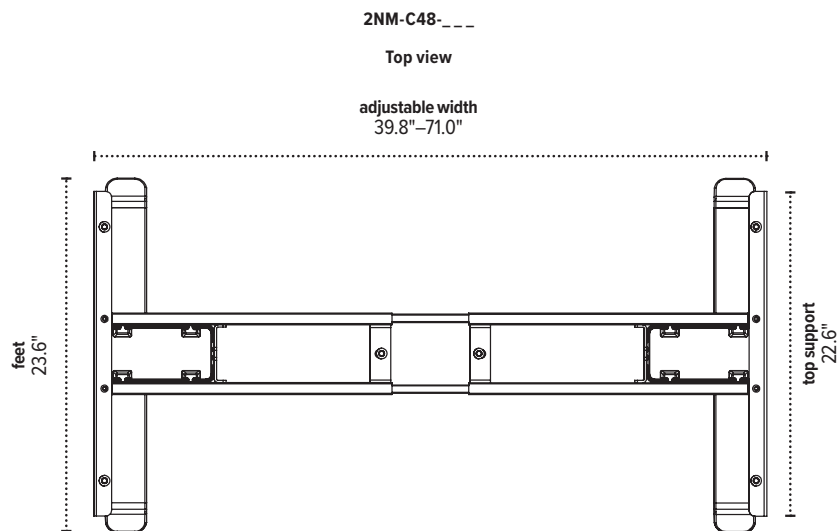
Table bases		Available worksurfaces					
Table base model	List price	Worksurface shape	Worksurface dimension	TFL standard		HPL standard	HPL premium
				Quick ship	Standard ship	Standard ship	Standard ship
2NM-C48-___	\$721	 Rectangle	48"w x 24"d	2R4824-QS-TFL-__ \$258	2R4824-TFL-__ \$201	2R4824-HPL-__ \$361	2R4824-PHPL-__ \$393
			60"w x 24"d	—	2R6024-TFL-__ \$309	2R6024-HPL-__ \$433	2R6024-PHPL-__ \$472
			72"w x 24"d	—	2R7224-TFL-__ \$386	2R7224-HPL-__ \$474	2R7224-PHPL-__ \$516
			48"w x 24"d	—	2R4830-TFL-__ \$283	2R4830-HPL-__ \$391	2R4830-PHPL-__ \$426
			60"w x 24"d	2R6030-QS-TFL-__ \$361	2R6030-TFL-__ \$361	2R6030-HPL-__ \$453	2R6030-PHPL-__ \$494
			72"w x 24"d	—	2R7230-TFL-__ \$412	2R7230-HPL-__ \$494	2R7230-PHPL-__ \$539

Worksurface Program

Multiple worksurface shapes and laminates are available. See the Complete Table & Worksurface Ordering Guide for worksurface details including pricing and laminate colors. TFL quick ship worksurfaces are shipped out in 48 hours, TFL standard and HPL standard/premium worksurfaces ship within three weeks. Lead time may vary depending on quantities ordered and their availability

Table bases and worksurfaces can be purchased independently or as a combination.

ESI worksurfaces are made to exact dimensions. If nominal sizing is needed, please specify when ordering.



The base dimensions as shown are actual.