

| Dimensions | | Specify laminate (2 letter code) | | Compatible table bases (as indicated by the •) | | | | | | | | | |
|------------|----|-------------------------------------|----------------|--|------------------|------------------|----------------|----------------|---------------|---------------|---------|--------|--------------------------|
| | | Model # | Standard Price | Triumph-LX | Victory-LX 2-leg | Victory-LX 3-leg | All-Flex 2-leg | All-Flex 3-leg | Premium 2-leg | Premium 3-leg | Q Crank | Espree | Weight Adjustable Espree |
| W | D | | | | | | | | | | | | |
| 48 | 24 | 120-4824-__ | \$1,396 | | | • | | • | | • | | | |
| 60 | 24 | 120-6024-__ | \$1,839 | | | • | | • | | • | | | |
| 72 | 24 | 120-7224-__ | \$2,099 | | | • | | • | | • | | | |
| 48 | 30 | 120-4830-__ | \$1,592 | | | • | | • | | • | | | |
| 60 | 30 | 120-6030-__ | \$1,846 | | | • | | • | | • | | | |
| 72 | 30 | 120-7230-__ | N/A | | | | | | | • | | | |

Standard price of worksurface includes standard laminate choice with square edge profile and coordinating edge band.
Please contact the Customer Service department for pricing on non-standard profiles and laminates

Laminates

Worksurfaces - LT

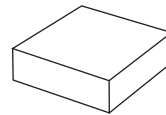
Typical lead time is 15-20 business days for production of worksurfaces. Please indicate laminate choice by adding the 2-letter code at the end of the worksurface model number. Worksurfaces are not sold separately and must be purchased with a table base. Warranty: 5 yr.

Laminate options

Worksurfaces are available in select Wilsonart® laminate options and select Formica® laminate options. Additional non-standard laminate options are available from Formica®, Nevamar®, Pionite®, and more.

Additional options are available in select styles and sizes. For more information on worksurfaces, laminate options, and edge detailing contact Customer Service. Additional cost may apply and lead time may apply.

Standard price of worksurface includes square edge profile and coordinating 3MM Edge Band.



Square edge
(standard)

EXAMPLE: How to specify your standard worksurface

1. Pick your worksurface and size
(required)

120-3624-TT

2. Pick your laminate finish
(required)

120-3624-TT

This product number represents:

120 degree worksurface

36.0" wide

24.0" deep

Wilsonart Titanium ev laminate

Laminates

Laminate images are not ideal representations of the laminate product. ESI highly recommends requesting samples from the laminate manufacturer prior to purchase.

ESI can accommodate a variety of laminates beyond our standard options. If there is a laminate you desire that is not listed please contact our Customer Service Department for more information.

Woodgrains



Color Code: **AH: AH**

Color Name: **Ambro** Ambro

Finish: **Matte** Matte

3mm Edge Image Color: **Class** Class

Manufacturer: **Formica** Formica

Color Code: **BE: BE**

Color Name: **Benge** Benge

Finish: **Matte** Matte

3mm Edge Image Color: **dollar** dollar

Manufacturer: **Wilson** Wilson

Color Code: **BW: BW**

Color Name: **Bright** Bright

Finish: **Velvet** Velvet

3mm Edge Image Color: **walnut** walnut

Manufacturer: **Wilson** Wilson

Color Code: **CO: CO**

Color Name: **Castle** Castle

Finish: **Velvet** Velvet

3mm Edge Image Color: **oak** oak

Manufacturer: **Wilson** Wilson



Color Code: **FM: FM**

Color Name: **Fusion** Fusion

Finish: **Matte** Matte

3mm Edge Image Color: **maple** maple

Manufacturer: **Wilson** Wilson

Color Code: **KM: KM**

Color Name: **Kismet** Kismet

Finish: **Matte** Matte

3mm Edge Image Color: **Sugar** Sugar

Manufacturer: **Wilson** Wilson

Color Code: **MM: MM**

Color Name: **Mardi** Mardi

Finish: **Velvet** Velvet

3mm Edge Image Color: **maple** maple

Manufacturer: **Wilson** Wilson

Color Code: **SC: SC**

Color Name: **Shake** Shake

Finish: **Matte** Matte

3mm Edge Image Color: **cherry** cherry

Manufacturer: **Wilson** Wilson



Color Code: **SO: SO**

Color Name: **Solar** Solar

Finish: **Matte** Matte

3mm Edge Image Color: **oak** oak

Manufacturer: **Wilson** Wilson

Color Code: **WC: WC**

Color Name: **White** White

Finish: **Matte** Matte

3mm Edge Image Color: **cherry** cherry

Manufacturer: **Wilson** Wilson

So Solids



Color Code: **AW: AW**

Color Name: **Antique** Antique

Finish: **Matte** Matte

3mm Edge Image Color: **White** White

Manufacturer: **Wilson** Wilson

Color Code: **BK: BK**

Color Name: **Black** Black

Finish: **Matte** Matte

3mm Edge Image Color: **Black** Black

Manufacturer: **Wilson** Wilson

Color Code: **DG: DG**

Color Name: **Dove** Dove

Finish: **Matte** Matte

3mm Edge Image Color: **gray** gray

Manufacturer: **Wilson** Wilson

Color Code: **DW: DW**

Color Name: **Designer** Designer

Finish: **Matte** Matte

3mm Edge Image Color: **white** white

Manufacturer: **Wilson** Wilson



Color Code: **FS: FS**

Color Name: **Folk** Folk

Finish: **Matte** Matte

3mm Edge Image Color: **stone** stone

Manufacturer: **Formica** Formica

Color Code: **FW: FW**

Color Name: **Frosty** Frosty

Finish: **Matte** Matte

3mm Edge Image Color: **white** white

Manufacturer: **Wilson** Wilson

Color Code: **NS: NS**

Color Name: **North** North

Finish: **Matte** Matte

3mm Edge Image Color: **gray** gray

Manufacturer: **Wilson** Wilson


Color Code: **PE: PE**

Color Name: **Pepper** Pepper

Finish: **Matte** Matte

3mm Edge Image Color: **dust** dust

Manufacturer: **Wilson** Wilson



Color Code: **WS: WS**

Color Name: **White** White

Finish: **Matte** Matte

3mm Edge Image Color: **White** White


Manufacturer: **Wilson** Wilson

Laminates

Laminate images are not ideal representations of the laminate product. ESI highly recommends requesting samples from the laminate manufacturer prior to purchase.

ESI can accommodate a variety of laminates beyond our standard options. If there is a laminate you desire that is not listed please contact our Customer Service Department for more information.

Palettes




Color Code: CN: CN
Color Name: Green Green
Finish: Matte Matte
3mm Edge edge band: clear
gray gray
Manufacturer: Wilsonart

Color: CZ
Color: CZ
Finish: Matte
3mm edge edge band: Dove
gray gray
Manufacturer: Wilsonart

Color: DZ
Color Name: Deep Purple
Finish: Matte
Edge Band Color: Jute
Manufacturer: Wilsonart

| | | | |
|---------------|-------------|-----------|-----------------|
| Color | Cottone | Foglio | FG |
| Color | Giallo | Bianco | Foglie grafiche |
| Finish | Matt | Matt | |
| 3mm edge band | edge band | edge band | Foglie stone |
| Manufatura | Manifattura | Formica | |




Color: ~~Color: GM: GM~~
 Color: ~~Color: Grey: Grey~~ mesh
 Finish: ~~Finish: Velvet~~
 3mm ~~Edge edge band~~: color:
 Pepper ~~Pepper~~ dust
 Manufacture: ~~Wills~~ Wills on art

Color: ~~Color: GN~~ **GN**
 Color: ~~Color: Grey~~ **Grey**
 Finish: ~~Finish: Matte~~ **Matte**
 3mm ~~Edge edge band: Color: Sa~~
 rain rain
 Manufacture: ~~Wils~~ **Wils** on art

Color: **Color: LZ**
 Color: **Color: LZ**
 Finish: **Finish: Matte**
 3mm Edge edge band: **color: Jut**
 Manufacturer: **Manufacturer: Wilsonart**

Color: MZ: MZ
Color: MZ: MZ
Finish: Matte
3mm Edge edge band: Dolphin
Manufacturer: Wilsonart




Color Color: NK
Color Color: Nickel ev
Finish Finish: Matte
3mm Edge edge band: clear
gray gray
Manufacturer: Wilsona

Color: NZ: NZ
Color: NZ: NZ
Finish: Matte
3mm edge edge band: Sage
sage sage
Manufacturer: Wilsonart

Color Code: 02 02
Color Name: Monophyr
Finish: Matte
3mm Edge badge band: Green
roast roast
Manufacturer: Wilsonart

Color: **Color: PM**
Color: **Color: Pewter mesh**
Finish: **Finish: Velvet**
3mm **Edge edge band: Cinder**
Manufacturer: **Wills onart**




Color: **Color: PZ**
 Color: **Color: Spice**
 Finish: **Finish: Matte**
 3mm **Edge edge band: Black**
 Manufacturer: **Manufacturer: Wilsonart**

Color: ~~Color: RN~~ ~~Color: RN~~
 Color: ~~Color: Graphite~~ ~~Color: Graphite~~
 Finish: ~~Finish: Matte~~ ~~Finish: Matte~~
 3mm Edge: ~~Edge: band: Black~~ ~~Edge: band: Black~~
 Manufacturer: ~~Manufacturer: Harsco~~ ~~Manufacturer: Harsco~~

Color: **Color: Side: SI**
 a Color: **Color: Sides: Silver**
 Finish: **Finish: Matte**
 k 3mm **Edge edge band: color:**
 Brown **Brown stone**
 Manual **Manufacturer: Wills Matt** on art

Color Color: SM: SM
Color Color: Green: Green mesh
Finish Finish: Velvet
3mm Edge edge: White
sand sand
Manufacturer: Mills onart



Color: **Color: SZ** **Size: SZ**
 Color: **Color: SZ** **Size: SZ**
 Finish: **Finish: SZ** **Size: SZ**
 3mm **Edge: SZ** **Size: SZ**
 Material: **Material: SZ** **Size: SZ**

Color: ~~Color: TG~~ Color: ~~Color: TG~~
 Color: ~~Color: TG~~ Color: ~~Color: TG~~
 Finish: ~~Finish: TG~~ Finish: ~~Finish: TG~~
 Stone: ~~Stone: TG~~ Stone: ~~Stone: TG~~
 Manufacturer: ~~Manufacturer: TG~~ Manufacturer: ~~Manufacturer: TG~~

Color: Color: TT
Color: Color: Titanium ev
Finish: Finish: Matte
3mm Edge edge band: Folds F
Manufacturer: Wiers Wits onart

Color Color: T2
Color Calen Ten High Thighzephyr
Finish F Matte Matte
Estimate Edge edge bald: Cinder
Manufacturer Wiles Harts onart



Color: ~~Color: WN~~ **WN**
 Color: ~~Color: White~~ **White**
 Finish: ~~Finish: Matte~~ **Matte**
 3mm ~~Edge edge band: Color: For~~
 Manufacture: ~~Manufacture: Wilsonart~~

Color Color: WT: WT
Color Color: White White
Finish Finish: Matte Matte
Size Size: 8 edge edge
Material Material: Shaker Shaker
gray gray
Manufacturer Manufacturer: Wilsonart

Shipping Information

Visit esiergo.com for complete
Terms and Conditions

Shipping

48 hour ship program

ESI offers 48 hour shipping on the majority of products. Unless otherwise requested, these products are shipped from Phoenix, Arizona, within two business days of receiving the PO, depending on quantity ordered and available inventory. Orders that include products with longer lead times including special orders, custom products, or worksurface orders, are designated as "LT" (lead time) and therefore not included in the 48 hour ship program. Large orders may also require additional lead time. Products designated as LT could take up to 90 days ARO for delivery. Call for on-hand availability.

Please note:

1. For the order to qualify for 48 hour shipping, all products on the PO must be available under the 48 hour ship program.
2. POs that include LT designated products will be shipped based on the lead time of the LT designated products unless otherwise requested.
3. 48 hour orders will be shipped out within two business days unless otherwise specified on the PO.

Freight terms

ESI ships orders by way of standard ground carrier service dock-to-dock within the contiguous 48 states. Special requests such as "call before delivery", "delivery lift gate required", residential delivery, re-routed deliveries, or specific delivery date/time requests may be subject to additional charges or may not be available. Contact our Customer Service Department for expedited delivery requests or deliveries outside of the contiguous 48 states.

Customers will be charged additional fees for changes made to orders that have already departed the facility, resulting in re delivery or re-consignment.

ESI accepts requests for expedited freight at the customer's expense. Please contact our Customer Service Department at 800.833.3746 and provide your preferred carrier account number in which to charge the expedited freight.

Worksurfaces are not sold separately and must be purchased with a table base. Worksurfaces may be drop-shipped from a separate location and may arrive on a date different than the other items on the order.

Table bases- Freight is free for orders of five (5) or more table bases or table bases with worksurfaces. A \$125 freight fee will be charged for orders of four (4) or fewer table bases. For orders including worksurfaces, there will be an additional \$150 freight fee.