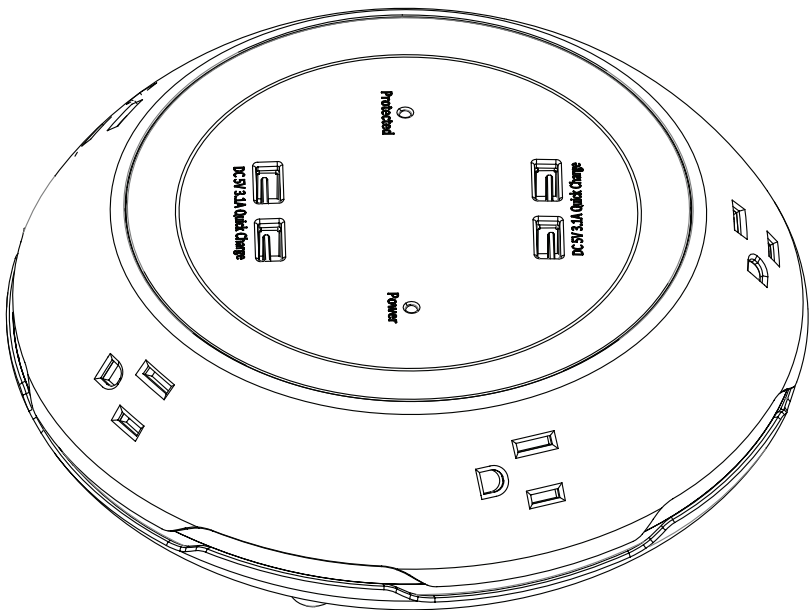


## FlexCharge9-Pod

Model FCH9-POD

FCH9-POD Rev B 10/17



## SET-UP AND USE

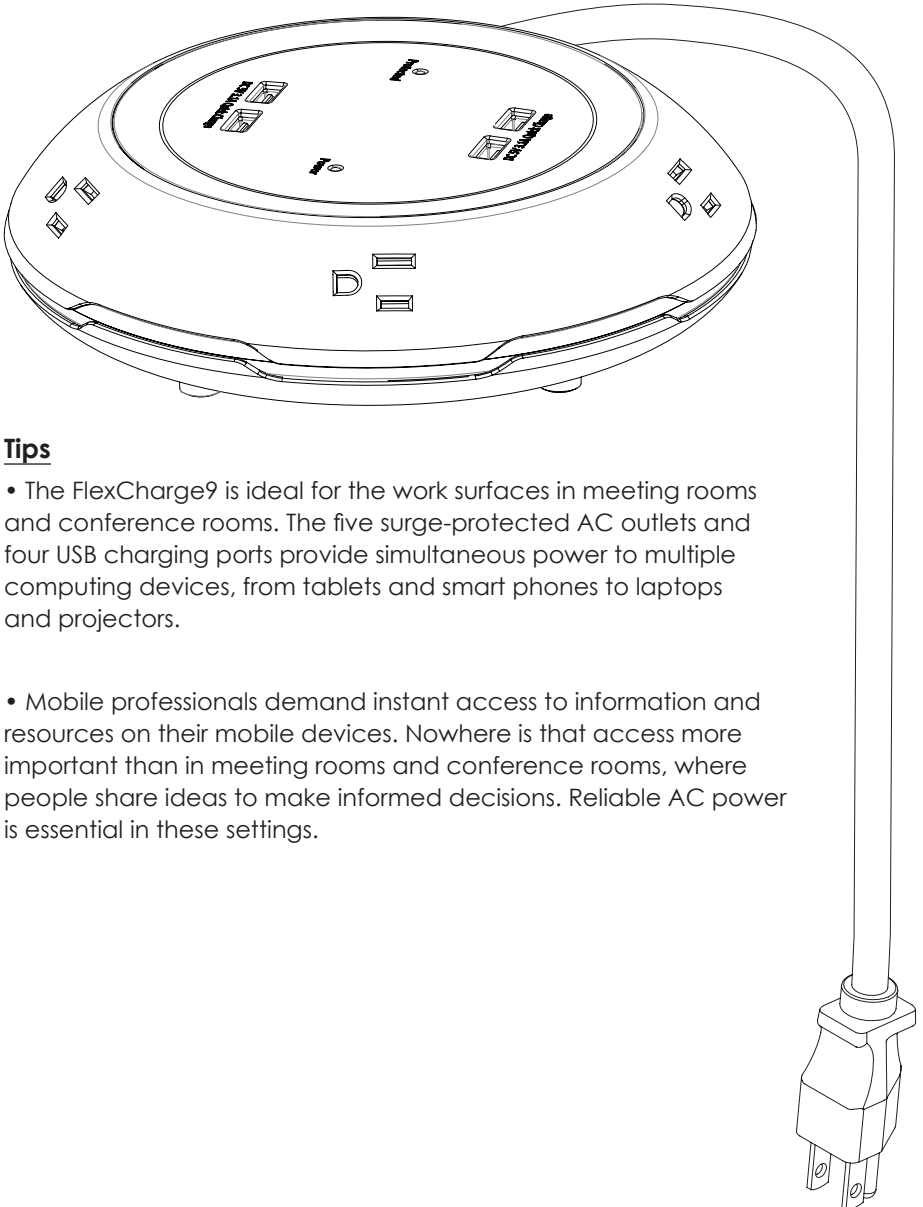
### **Safety Instructions**

Always read the safety instructions carefully.

- Do not install near heat sources such as radiators, heat registers, stoves, or other equipment (including amplifiers) that produce heat.
- Unplug the unit during lightning storms or when unused for extended periods of time.
- To reduce the risk of fire or electric shock, do not expose this unit to rain or moisture, including any drips or splashes.
- Objects filled with liquids such as vases, should never be placed on or near the unit.
- Do not open due to risk of electric shock hazard.
- The outlet used to power the unit should be easily accessible and located near the equipment.
- The unit is for indoor use only.
- Please refer to the marking label on the unit for input and output ratings. Do not overload the power supply.
- DO NOT USE this product in life support applications where failure of this unit can reasonably be expected to cause the failure of the life support equipment or to significantly affect its safety or effectiveness is not recommended. Do not use this equipment in the presence of a flammable anesthetic mixture with air, oxygen or nitrous oxide.
- This product intended for use as a charging device only. Not intended for use as an external power supply on a permanent basis.
- Failure to adhere to these instructions effectively voids the warranty.

**SET-UP OF THE FLEXCHARGE9** is quick and easy. Simply position the pod in the desired location and plug the power cord into a wall outlet. No assembly is required.

**NOTE:** Do not discard the packaging until satisfied that the product operates to your satisfaction.



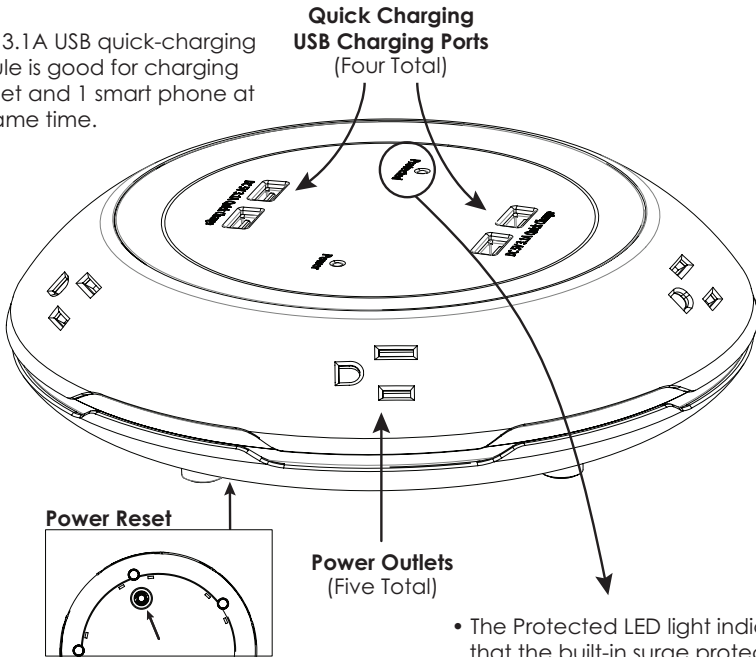
### **Tips**

- The FlexCharge9 is ideal for the work surfaces in meeting rooms and conference rooms. The five surge-protected AC outlets and four USB charging ports provide simultaneous power to multiple computing devices, from tablets and smart phones to laptops and projectors.
- Mobile professionals demand instant access to information and resources on their mobile devices. Nowhere is that access more important than in meeting rooms and conference rooms, where people share ideas to make informed decisions. Reliable AC power is essential in these settings.

# FLEXCHARGE9-POD

## Usage

- Plug up to five AC-powered devices into the surge-protected outlets on the FlexCharge9 pod.
- Plug up to four USB devices — tablets, smart phones, etc. — into the fast-charging USB ports to ensure reliable power to those devices in even the longest-lasting meetings.
- Each 3.1A USB quick-charging module is good for charging 1 tablet and 1 smart phone at the same time.



- Circuit breaker integrated into the bottom of device and can be reset as needed.

- The Protected LED light indicates that the built-in surge protective device is functional. If the surge protection circuitry is damaged, the Protected LED will turn off to indicate that a fault has occurred.

## Additional Features

- Power light indicates that power is being supplied to the FlexCharge9 pod. Be sure to check this light before expecting devices to be powered or charged.
- Protected indicator light lets you know your equipment is protected from voltage spikes.
- Rotated AC outlet orientation designed to accommodate larger plugs.
- Product can be placed over a grommet hole and the power cord can then be pulled through to a power source under the table.



800.833.3746 | [esiergo.com](http://esiergo.com)