



# Brisa™

Electric height adjustable table base

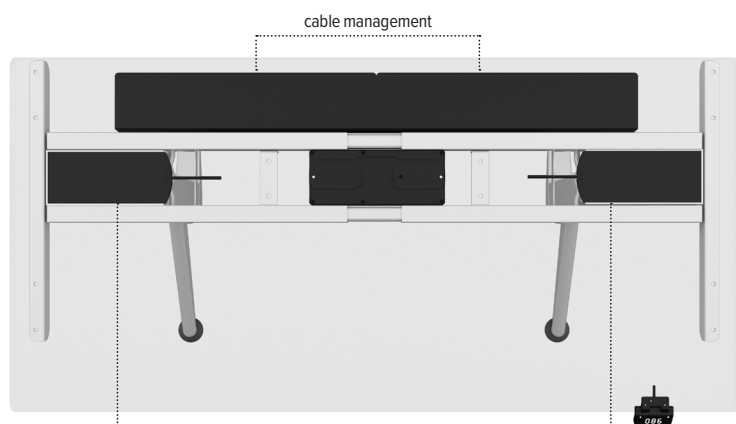
# Brisa

Electric height adjustable table base



quick frame and column assembly

top view



two motors



digital keypad

## Product specs

- Designed by Gecco Vision
- Designer look and feel
- Highly customizable with 36 different color combinations for columns, shrouds and foot
- Frame and column connect and lock for quick and easy assembly
- Electric height adjustment
- 220 lbs. base lifting capacity
- 1.4"/sec adjustment speed
- 26.1" height adjustment range
  - 21.6"–47.7" (low/high)  
(excluding worksurface)
- Three stage adjustable legs
- Adjustable width frame: 43.3"–70.9"
- Two motors
- Soft start
- Gyro sensor anti-collision
- Steel frame and aluminum foot construction
- Low standby power consumption
- Cable management included
- Simplistic and stylized digital keypad
- Complete tables available (*base and top*)
- Warranty: 15 yr. (*structural*) / 7 yr. (*mechanical*)

# Brisa

Electric height adjustable table base



## Complete quick ship table model # breakdown

2B \_ \_ -R4824-QS-T \_ \_  
| | | | | | | | | | | |  
a b c d e f g h i j k

- a: number of legs
- b: table base series
- c: shroud finish
- d: foot finish
- e: column & frame finish
- f: worksurface shape
- g: worksurface width
- h: worksurface depth
- i: quick ship indicator
- j: laminate material
- k: laminate color




## 48.0" x 24.0" quick ship complete table

- Brisa 2-leg table base with a 48.0"w x 24.0"d rectangle TFL worksurface

MODEL # 2B   -R4824-QS-T  **\$2,383**

## 60.0" x 30.0" quick ship complete table

- Brisa 2-leg table base with a 60.0"w x 30.0"d rectangle TFL worksurface

MODEL # 2B   -R6030-QS-T  **\$2,489**

-  shroud finish notation
-  foot finish notation
-  column & frame finish notation
-  laminate color notation

## Available quick ship shroud, feet, column and frame finishes

- Silver -S
- Black -B
- White -W
- Polished Aluminum -A (*foot only*)

## Available TFL quick ship laminates

- Beigewood -BG
- Phantom Charcoal -PC
- Shadow Oak -SO
- Designer White -DW
- Grey -GR
- Dove Grey -DV

## Brisa table

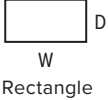
Quick ship complete table options include all finish combinations for the shroud, foot, column and frame; 48.0"w x 24.0"d or 60.0"w x 30.0"d rectangle worksurfaces; all six TFL laminates. For all other combinations, please call our Customer Service Department for the estimated lead time and cost.

Multiple worksurface shapes and laminates are available. See Complete Table and Worksurface Guide for worksurface details including laminate colors.

# Brisa




Electric height adjustable table base

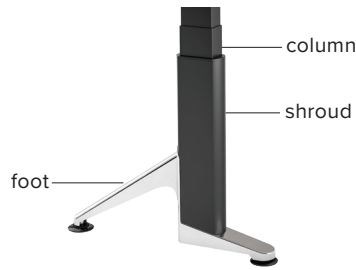


Table bases		Available worksurfaces					
Table base model	List price	Worksurface shape	Worksurface dimension	TFL standard		HPL standard	HPL premium
				Quick ship	Standard ship	Standard ship	Standard ship
2B-C48-_-_-_-_-	\$2,117	 Rectangle	48"w x 24"d	2R4824-QS-TFL-_-_- \$266	2R4824-TFL-_-_- \$266	2R4824-HPL-_-_- \$372	2R4824-PHPL-_-_- \$405
			60"w x 24"d	-	2R6024-TFL-_-_- \$318	2R6024-HPL-_-_- \$446	2R6024-PHPL-_-_- \$486
			72"w x 24"d	-	2R7224-TFL-_-_- \$398	2R7224-HPL-_-_- \$488	2R7224-PHPL-_-_- \$531
			48"w x 30"d	-	2R4830-TFL-_-_- \$291	2R4830-HPL-_-_- \$403	2R4830-PHPL-_-_- \$439
			60"w x 30"d	2R6030-QS-TFL-_-_- \$372	2R6030-TFL-_-_- \$372	2R6030-HPL-_-_- \$467	2R6030-PHPL-_-_- \$509
			72"w x 30"d	-	2R7230-TFL-_-_- \$424	2R7230-HPL-_-_- \$509	2R7230-PHPL-_-_- \$555

## Part number breakdown

2B-C48-\_-\_-\_-\_-

-  shroud finish notation
-  foot finish notation
-  column & frame finish notation



### Available foot & shroud finishes

- Silver -S
- Black -B
- White -W
- Polished aluminum -A (foot only)

### Available column & frame finishes

- Silver -SLV
- Black -BLK
- White -WHT

## Worksurface Program

Multiple worksurface shapes and laminates are available. See the Complete Table & Worksurface Ordering Guide for worksurface details including pricing and laminate colors. TFL quick ship worksurfaces are shipped out in 48 hours, TFL standard and HPL standard/premium worksurfaces ship within three weeks. Lead time may vary depending on quantities ordered and their availability

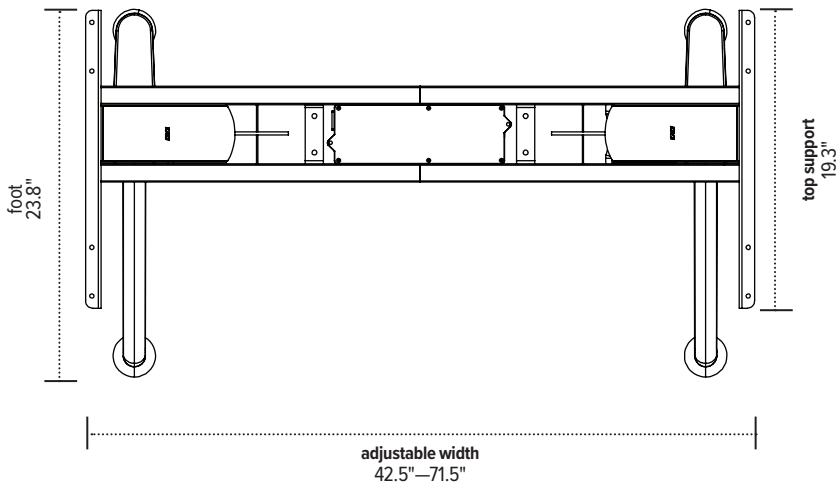
Table bases and worksurfaces can be purchased independently or as a combination.  
 ESI worksurfaces are made to exact dimensions. If nominal sizing is needed, please specify when ordering.

# Brisa

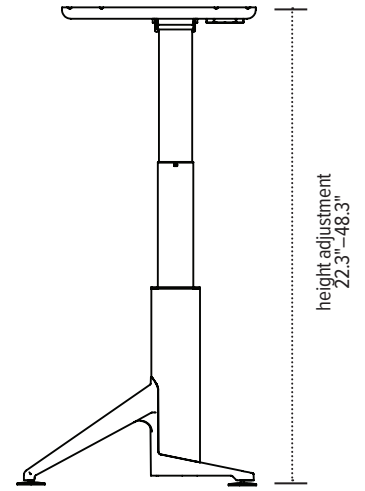
Electric height adjustable table base



2B-C48  
Top view



Side view



The base dimensions as shown are actual.