


esi



AA355DS

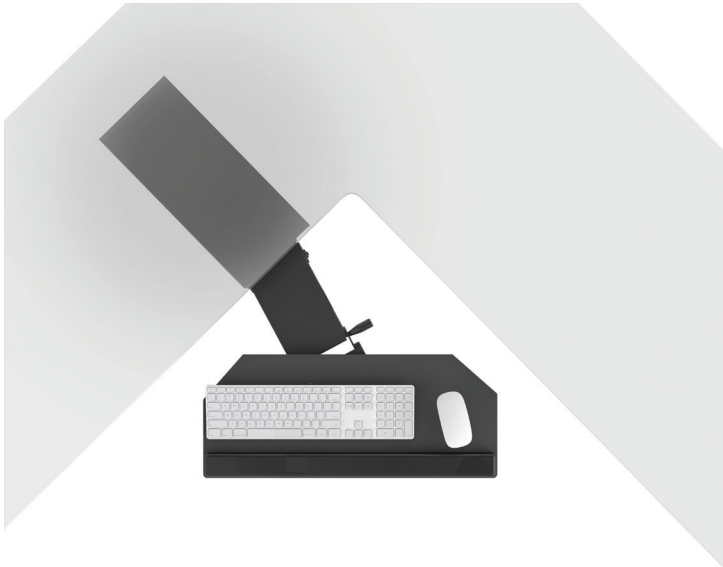
Articulating arm

AA355DS



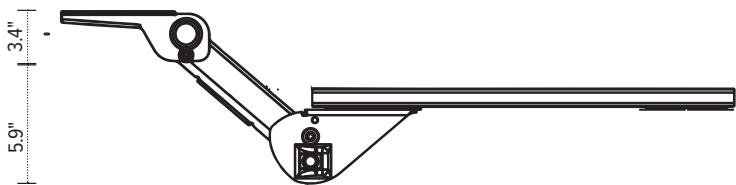
esi

Articulating arm



Positive tilt

Negative tilt



Product specs

Ideal for 90° corner worksurfaces, the AA355DS articulating arm swivels at two points.

Lift-and-lock articulating arms provide quick and easy height adjustment. To position the platform to the desired height, simply tilt the platform up, then raise or lower. Release the platform and the arm will lock into place.

- Lift-and-lock height adjustment
- 21.8" glide track
- 22.0" min. clearance required for full retraction
- +10°/-15° tilt adjustment
- 9.3" height adjustment range
 - 3.4" above track | 5.9" below track
- 360° glide track rotation
- Recommended for cut corner platforms
- Dual swivel
- Warranty: 15 yr.



Model

List price

AA355DS

\$467