



Triumph-LX™

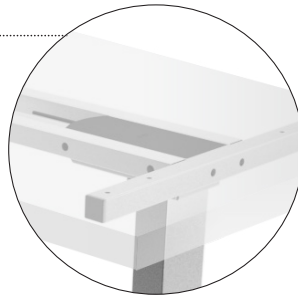
electric table base

Triumph-LX

electric table base



drawers easily slide over feet



two motors



locking casters

Caster Kit

- Set of 4 casters for table bases
- Increases height by 2.0"
- Locking casters for security

MODEL # CASTERKIT-LX-2LEG

Product specs

- Electric height adjustment
- 220 lbs. base lifting capacity
- 1.4"/sec. adjustment speed
- 17.3" height adjustment range
 - 26.1"–43.4"(low/high)
(excluding worksurface)
- Two stage adjustable legs
- Adjustable width frame
- Two motors
- Soft start
- Anti-collision safety feature
- Locking casters are available
- ADA compliant
- 105.0" power cord
- Steel frame and foot construction
- Low standby power consumption
- Meet or exceeds BIFMA x5.5 requirements
- Works with peds or storage with 20.0" max. height
- Digital programmable switch with three memory settings
- Keypad can slide under worksurface to store out of the way
- Warranty: 15 yrs. (structural) / 7 yrs. (mechanical)

Available base finishes


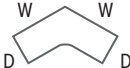
- ☐ Silver -SLV
- ☒ Black -BLK
- ☐ White -WHT

esi

800.833.3746
esiergo.com

Triumph-LX

electric table base

Table bases		Available worksurfaces				
Table base model	Worksurface shape	Worksurface dimension	TFL Quick ship	TFL Standard	HPL Standard	
2T-LX-C28-24-___	 W D Rectangle	36"w x 24"d	—	●	●	
		42"w x 24"d	—	●	●	
		48"w x 24"d	●	●	●	
2T-LX-C40-24-___		60"w x 24"d	—	●	●	
		72"w x 24"d	—	●	●	
		84"w x 24"d	—	●	●	
2T-LX-C28-30-___		36"w x 30"d	—	●	●	
		42"w x 30"d	—	●	●	
		48"w x 30"d	—	●	●	
2T-LX-C40-30-___		60"w x 30"d	●	●	●	
		72"w x 30"d	—	●	●	
Table base model	Worksurface shape	Worksurface dimension	TFL Quick ship	TFL Standard	HPL Standard	
2T-LX-C40-24-___	 W W D 120°	48"w x 24"d	—	●	●	
2T-LX-C40-30-___		48"w x 30"d	—	—	●	

Worksurface Program

Multiple worksurface shapes and laminates are available. See the Complete Table & Worksurface Ordering Guide for worksurface details including pricing and laminate colors. TFL Quick ship worksurfaces are shipped out in 48 hours, TFL and HPL Standard worksurfaces ship in 2–3 weeks.

Table bases and worksurfaces can be purchased independently or as a combination.

ESI table bases and worksurfaces are made to exact dimensions. If nominal sizing is needed, please specify when ordering.

esi

800.833.3746

esiergo.com

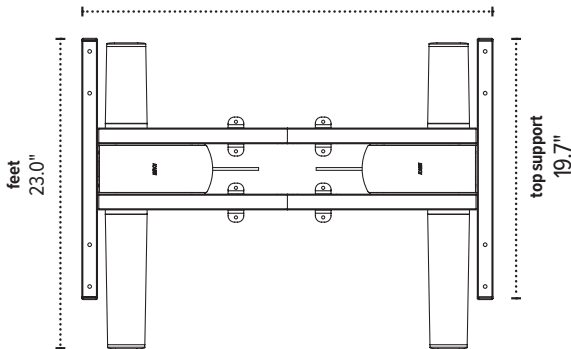
© 2019 Fellowes, Inc. V32 catalog pricing.

Triumph-LX

electric table base

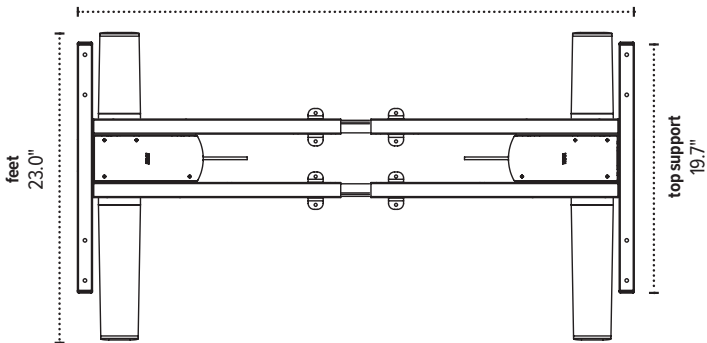
2T-LX-C28-24

adjustable width
30.8"–47.0"



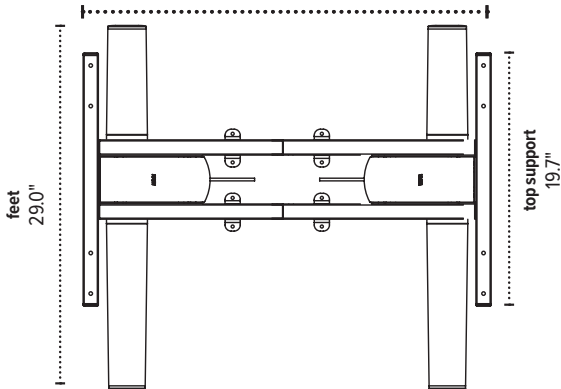
2T-LX-C40-24

adjustable width
42.7"–71.0"



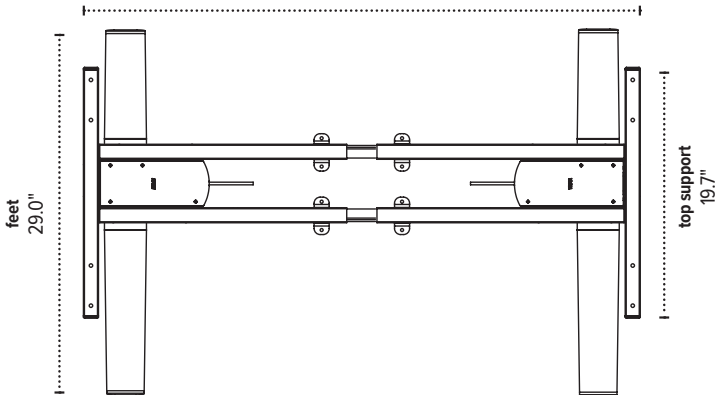
2T-LX-C28-30

adjustable width
30.8"–47.0"



2T-LX-C40-30

adjustable width
42.7"–71.0"



The base dimensions as shown are actual.

esi

800.833.3746
esiergo.com

© 2019 Fellowes, Inc. V32 catalog pricing.