


PENINSULA LEFT

Worksurface Ordering Guide

LT

LT=Call for on-hand availability



[esiergo.com](https://www.esiergo.com) | 800.833.3746

GSA Contract Holder • 2020 CAP & GIZA
Project Spec • IceEdge • Sketch-Up

PENINSULA LEFT

Worksurface Ordering Guide

Specify your worksurface model number in a few simple steps. Use the following pages to reference pricing, table base compatibility, and laminate codes. Additional edge detail options may be available (i.e. vinyl knife edge and urethane edge detail). Contact our Customer Service Department for information and availability.

Required

Worksurface Model


3 P L 7 2 4 8 3 0 - K M

Laminate

K M

Non-standard Edge Detail

If a non standard edge detail is not specified, worksurfaces ship with standard vinyl square edge and coordinating laminate band



PENINSULA LEFT

Worksurface Ordering Guide

Standard Price of worksurface includes standard laminate choice with square edge profile and coordinating edge band.














			SPECIFY LAMINATE (2 LETTER CODE)	COMPATIBLE TABLE BASES (AS INDICATED BY THE •)											
DIMENSIONS			MODEL #	STANDARD PRICE	TRIUMPH	VICTORY (2 LEG)	VICTORY (3 LEG)	ALL-FLEX	PREMIUM (2 LEG)	PREMIUM (3 LEG)	CORE	CORE-WM	Q CRANK	CRANK	ESPREE
WL	WR	D													
72	48	30	3PL724830_ _	\$1,123			•			•					
72	60	30	3PL726030_ _	\$1,280			•			•					
84	48	30	3PL844830_ _	\$1,307			•			•					
84	60	30	3PL846030_ _	\$1,499			•			•					
84	72	30	3PL847230_ _	\$2,367			•			•					

STANDARD LAMINATES

WOODGRAINS

LAMINATE IMAGES ARE NOT IDEAL REPRESENTATIONS OF THE LAMINATE PRODUCT.























ESI highly recommends requesting samples from the laminate manufacturer prior to purchase.

LAMINATE CODE	LAMINATE	BRAND	STANDARD LAMINATE	TEXTURE	3MM EDGE BAND		STANDARD EDGE BAND
BE	BEIGEWOOD	Wilsonart®		MATTE	JUTE	COORDINATING SOLID	
CO	CASTLE OAK	Wilsonart®		FINE VELVET	CASTLE WALNUT	MATCHING WOODGRAIN	
KM	KENSINGTON MAPLE	Wilsonart®		MATTE	SUGAR MAPLE	MATCHING WOODGRAIN	
FM	FUSION MAPLE	Wilsonart®		MATTE	NORWAY MAPLE	COORDINATING WOODGRAIN	
SO	SOLAR OAK	Wilsonart®		MATTE	CASTLE WALNUT	MATCHING WOODGRAIN	
MM	MONTICELLO MAPLE	Wilsonart®		FINE VELVET	CANDLELIGHT MAPLE	MATCHING WOODGRAIN	
WC	WILD CHERRY	Wilsonart®		MATTE	RAINIER CHERRY	MATCHING WOODGRAIN	
AH	ACAJOU MAHOGANY	Formica®		MATTE	CLASSIC MAHOGANY	MATCHING WOODGRAIN	
SC	SHAKER CHERRY	Wilsonart®		MATTE	KODIAK BROWN	COORDINATING SOLID	
BW	BRIGHTON WALNUT	Wilsonart®		FINE VELVET	IMPERIAL WALNUT	MATCHING WOODGRAIN	

MORE LAMINATE OPTIONS ARE AVAILABLE - CONTACT ESI'S CUSTOMER SERVICE DEPARTMENT FOR MORE INFORMATION

STANDARD LAMINATES

PATTERNS

LAMINATE CODE	LAMINATE	BRAND	STANDARD LAMINATE	TEXTURE	3MM EDGE BAND		STANDARD EDGE BAND
FG	FOLKSTONE GRAFIX	Formica®		MATTE	FOLKSTONE	COORDINATING SOLID	
SZ	SHADOW ZEPHYR	Wilsonart®		MATTE	FOLKSTONE	COORDINATING SOLID	
WT	WHITE TIGRIS	Wilsonart®		MATTE	SHAKER GRAY	COORDINATING SOLID	
TT	TITANIUM EV	Wilsonart®		MATTE	FOLKSTONE	COORDINATING SOLID	
LZ	CLOUD ZEPHYR	Wilsonart®		MATTE	JUTE	COORDINATING SOLID	
GM	GREY MESH	Wilsonart®		FINE VELVET	PEPPERDUST	COORDINATING SOLID	
SM	SHEER MESH	Wilsonart®		FINE VELVET	WHITE SAND	COORDINATING SOLID	
SI	SILICON EV	Wilsonart®		MATTE	BROWNSTONE	COORDINATING SOLID	
WN	WHITE NEBULA	Wilsonart®		MATTE	FOLKSTONE	COORDINATING SOLID	
DZ	DESERT ZEPHYR	Wilsonart®		MATTE	JUTE	COORDINATING SOLID	
GN	GREY NEBULA	Wilsonart®		MATTE	SUMMER RAIN	MATCHING PATTERN	

MORE LAMINATE OPTIONS ARE AVAILABLE - CONTACT ESI'S CUSTOMER SERVICE DEPARTMENT FOR MORE INFORMATION

STANDARD LAMINATES

PATTERNS

LAMINATE CODE	LAMINATE	BRAND	STANDARD LAMINATE	TEXTURE	STANDARD EDGE BAND		STANDARD EDGE BAND
CN	CLOUD NEBULA	Wilsonart®		MATTE	ANCHOR GRAY	COORDINATING SOLID	
MZ	MISTED ZEPHYR	Wilsonart®		MATTE	DOLPHIN	COORDINATING SOLID	
NK	NICKEL EV	Wilsonart®		MATTE	ANCHOR GRAY	COORDINATING SOLID	
CZ	CANYON ZEPHYR	Wilsonart®		MATTE	DOVE GRAY	COORDINATING SOLID	
PM	PEWTER MESH	Wilsonart®		FINE VELVET	CINDER	COORDINATING SOLID	
NZ	LODEN ZEPHYR	Wilsonart®		MATTE	SAFARI SAGE	COORDINATING SOLID	
TG	TUNGSTEN EV	Wilsonart®		MATTE	JUTE	COORDINATING SOLID	
PZ	SPICED ZEPHYR	Wilsonart®		MATTE	BLACK	COORDINATING SOLID	
TZ	TWILIGHT ZEPHYR	Wilsonart®		MATTE	CINDER	COORDINATING SOLID	
RN	GRAPHITE NEBULA	Wilsonart®		MATTE	BLACK	COORDINATING SOLID	
OZ	MORRO ZEPHYR	Wilsonart®		MATTE	FRENCH ROAST	COORDINATING SOLID	

MORE LAMINATE OPTIONS ARE AVAILABLE - CONTACT ESI'S CUSTOMER SERVICE DEPARTMENT FOR MORE INFORMATION

STANDARD LAMINATES

SOLIDS

LAMINATE CODE	LAMINATE	BRAND	STANDARD LAMINATE	TEXTURE	STANDARD EDGE BAND		STANDARD EDGE BAND
AW	ANTIQUE WHITE	Wilsonart®		MATTE	WHITE SAND	MATCHING SOLID	
WS	WHITE SAND	Wilsonart®		MATTE	WHITE SAND	MATCHING SOLID	
FW	FROSTY WHITE	Wilsonart®		MATTE	FROSTY WHITE	MATCHING SOLID	
DW	DESIGNER WHITE	Wilsonart®		MATTE	DESIGNER WHITE	MATCHING SOLID	
FS	FOLKSTONE	Formica®		MATTE	FOLKSTONE	MATCHING SOLID	
PE	PEPPERDUST	Wilsonart®		MATTE	PEPPERDUST	MATCHING SOLID	
DG	DOVE GREY	Wilsonart®		MATTE	DOVE GRAY	MATCHING SOLID	
NS	NORTH SEA	Wilsonart®		MATTE	SHAKER GRAY	MATCHING SOLID	
BK	BLACK	Wilsonart®		MATTE	BLACK	MATCHING SOLID	

MORE LAMINATE OPTIONS ARE AVAILABLE - CONTACT ESI'S CUSTOMER SERVICE DEPARTMENT FOR MORE INFORMATION

SHIPPING INFORMATION

Visit esiergo.com for complete Terms and Conditions

SHIPPING

48 HOUR SHIP PROGRAM

ESI offers 48 hour shipping on the majority of products. 48 hour ship products are shipped out of Phoenix, Arizona, within two business days of receiving the Purchase Order, depending on quantity ordered and available inventory. Orders that include products with longer lead times including special orders, custom products, or worksurface orders, are designated as "**LT**" (Lead Time) and therefore not included in the 48 hour ship program. Large orders may also require additional lead time. Products designated as "**LT**" (Lead Time) could take up to 90 days ARO for delivery. Call for on-hand availability. Please note:

1. For the order to qualify for 48 hour shipping, all products on the Purchase Order must be available under the 48 hour ship program.
2. Purchase Orders that include LT designated products will be shipped based on the lead time of the LT designated products, unless otherwise requested.
3. 48 hour orders will be shipped out in two business days unless otherwise specified on the Purchase Order.

FREIGHT TERMS

ESI ships orders by way of standard ground carrier service dock-to-dock within the contiguous 48 states. Special requests such as "call before delivery", "delivery lift gate required", residential delivery, re-routed deliveries, or specific delivery date/time requests may be subject to additional charges or may not be available. Contact Customer Service for expedited delivery requests or deliveries outside of the contiguous 48 states.

Customers will be charged additional fees for changes made to orders that have already departed the facility, resulting in re-delivery or re-consignment.

ESI accepts requests for expedited freight at the customer's expense. Please contact Customer Service at 800-833-3746 and provide your preferred carrier account number in which to charge the expedited freight.

Worksurfaces are not sold separately and must be purchased with a table base. Worksurfaces may be drop-shipped from a separate location and may arrive on a date different than the other items on the order.

Freight is free for orders of 5 or more table bases or table bases with worksurfaces. A \$125 freight fee will be charged for orders of 4 or less table bases. For orders including worksurfaces, there will be an additional \$150 freight fee.