




Weight Adjustable Espree™

pneumatic table base

Weight Adjustable Espree

pneumatic table base



Product specs

- Pneumatic height adjustment
- 20.0" height adjustment range
 - 26.0"–46.0" (low/high)
(excluding worksurface)
- 44–143 lbs. base lifting capacity (2ESP-WA-C48)
- 52–163 lbs. base lifting capacity (2ESP-WA-C60)
- Two-stage adjustable legs
- Foot is adjustable to 22.0" or 28.0" (patented design)
- Fixed width frame
- Locking casters are available
- Table bases accommodate worksurfaces measuring 48.0" and 60.0" in width
- Base includes weight resistance setting gauge
- The user has the ability to change the weight resistance in the base for easy height adjustment
- Counter-balanced columns provide smooth, synchronized height adjustment
- The weight adjustment cylinder includes preventative hard stop
- Warranty: 15yrs. structural / 7yrs. mechanical



Available base finishes

○ Silver -SLV

● LT Black -BLK

● LT White -WHT

LT=CALL FOR ON HAND AVAILABILITY



locking casters

Caster Kit

- Set of casters for table bases
- Increases height by 2.0"
- Locking casters for security

MODEL # CASTERKIT-2ESP-WA \$67

esi

800.833.3746
esiergo.com

Weight Adjustable Espree

pneumatic table base


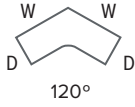
Table bases		Available worksurfaces				
Table base model	List price	Worksurface shape	Worksurface dimension	TFL Quick ship	TFL Standard	HPL Standard
2ESP-WA-C48- _ _ _	\$2,007	 Rectangle	48"w x 24"d	2R4824-QS-TFL- _ _ \$250	2R4824-TFL- _ _ \$250	2R4824-HPL- _ _ \$350
			48"w x 30"d	—	2R4830-TFL- _ _ \$275	2R4830-HPL- _ _ \$380
			60"w x 24"d	—	2R6024-TFL- _ _ \$300	2R6024-HPL- _ _ \$420
2ESP-WA-C60- _ _ _	\$2,084		60"w x 30"d	2R6030-QS-TFL- _ _ \$350	2R6030-TFL- _ _ \$350	2R6030-HPL- _ _ \$440

Table base model	List price	Worksurface shape	Worksurface dimension	TFL Quick ship	TFL Standard	HPL Standard
2ESP-WA-C48- _ _ _	\$2,007	 120°	48"w x 24"d	—	120-4824-TFL- _ _ \$815	120-4824-HPL- _ _ \$1,141
			48"w x 30"d	—	—	120-4830-HPL- _ _ \$1,295
			60"w x 24"d	—	—	120-6024-HPL- _ _ \$1,605
2ESP-WA-C60- _ _ _	\$2,084		60"w x 30"d	—	—	120-6030-HPL- _ _ \$1,625

Worksurface Program

Multiple worksurface shapes and laminates are available. See the Complete Table & Worksurface Ordering Guide for worksurface details including pricing and laminate colors. TFL Quick ship worksurfaces are shipped out in 48 hours, TFL and HPL Standard worksurfaces ship in 2–3 weeks.

*Table bases and worksurfaces can be purchased independently or as a combination.
ESI table bases and worksurfaces are made to exact dimensions. If nominal sizing is needed, please specify when ordering.*

esi

800.833.3746
esiergo.com

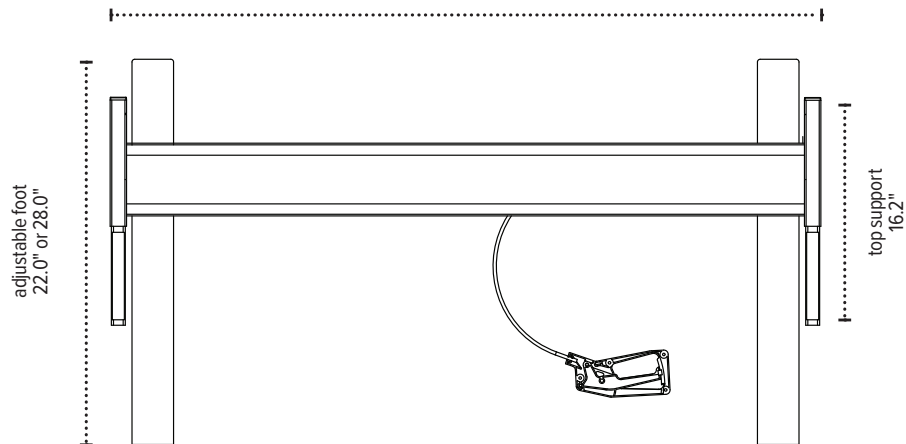
© 2019 Fellowes, Inc.

Weight Adjustable Espree

pneumatic table base

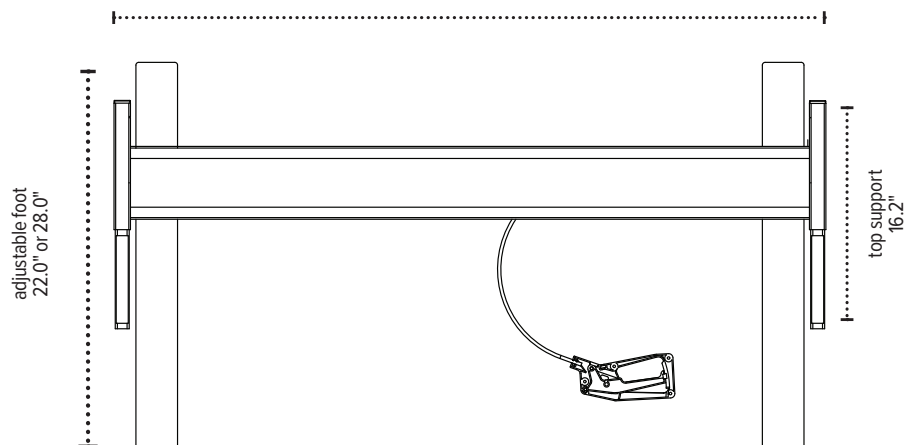
2ESP-WA-C48

fixed width
44.0"



2ESP-WA-C60

fixed width
56.0"



The base dimensions as shown are actual.

esi

800.833.3746
esiergo.com

© 2019 Fellowes, Inc.