



# Lotus™ RT2

Dynamic motion sit-to-stand workstation

# Lotus™ RT

Dynamic motion sit-to-stand workstation



### Product Specs

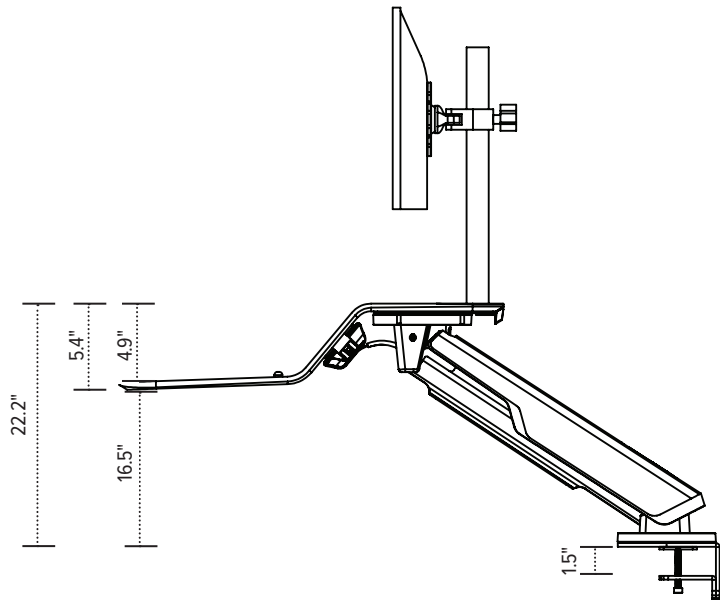
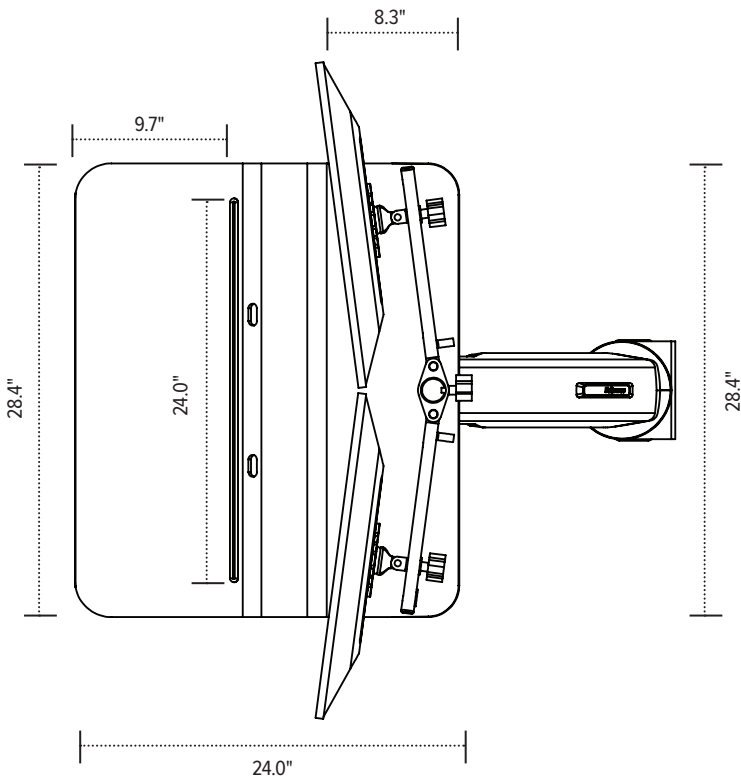
- Smooth Lift Technology™ with easy dial weight adjustment; patent pending design
- TriMotion™ flexibility: 180° rotation at the base, 90° vertical adjustment, 180° platform rotation
- Clamp mounts to worksurface (1.0" to 3.1" thick)
- 17.0" height adjustment range
- Precision positioning
- 25 lbs. platform weight capacity  
*(20 lbs. weight capacity for the monitor platform and 5 lbs. weight capacity for the keyboard platform)*
- 28.4"w x 8.3"d top platform
- 28.4"w x 9.7"d keyboard platform
- 24.0" minimum worksurface depth required for the Lotus RT to function properly
- Integrated monitor arm mount allows for 75mm/100mm VESA mount
  - 16.5" monitor mount height range
  - 10 lbs. each max. monitor weight
  - 24.0" max. monitor width  
*(bezel measured left to right)*
- Includes integrated cable management
- Some assembly required
- Waterfall design allows users to prop up a phone, notepad or documents
- Designer wood veneer finish
- Warranty: 5 yr.

Model #	List price
● LOTUS-RT2-BLK	\$1,391
○ LOTUS-RT2-WHT	\$1,391

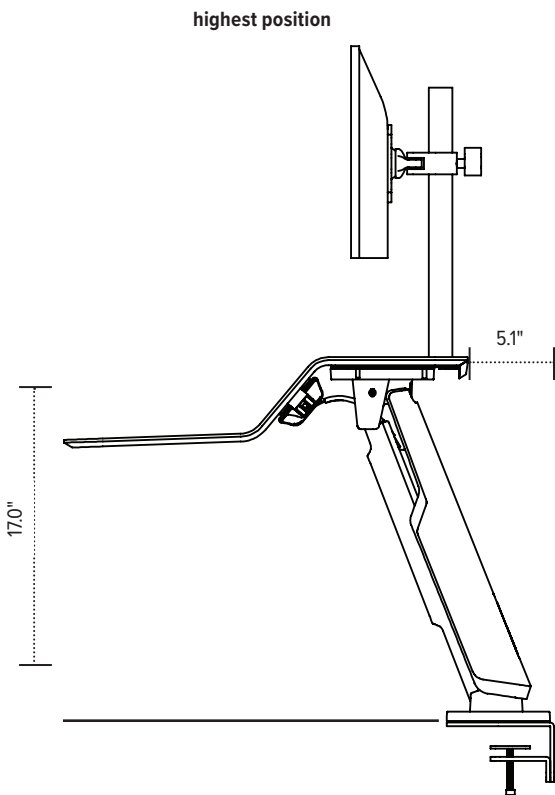


# Lotus™ RT

Dynamic motion sit-to-stand workstation



lowest position



highest position

