

esi



Trada™

Electric height adjustable table base


Trada

Electric height adjustable table base

esi



C-leg



three stage adjustable leg



keypad with up and down buttons



locking casters

Product specs

- Electric height adjustment
- 265 lb. base lifting capacity
- 1.5"/sec adjustment speed
- 25.5" height adjustment range
 - 24.5"–50.0" (low/high)
(excluding worksurface)
- Anti-collision
- Three stage adjustable legs
- C-leg
- Adjustable width frame accommodates worksurfaces 48.0"–72.0"
- Soft start and stop
- Locking casters available
- Two motors
- ADA compliant
- 9' power cord
- Table base is UL962 listed
- Meets or exceeds BIFMA x5.5, and CSA C22.2 #68 guidelines
- Works with peds or storage with 22.0" max. height
- Low standby power consumption
- Steel frame and foot construction
- Keypad with up and down buttons
- Complete tables available (*base and top*)
- Warranty: 15 yr. (*structural*)/7 yr. (*mechanical*)

Available base finishes

- ☐ Silver -SLV
- ☒ Black -BLK
- ☐ White -WHT

Caster Kit

- Set of casters for table base
- Increases height by 2.0"
- Locking casters for security

Model # CASTERKIT-2TD \$53

Trada

Electric height adjustable table base

esi

Complete quick ship table model # breakdown

2TD_-R4824-QS-T_-_
| | | | | | | | |
a b c d e f g h i

a: number of legs
b: type of table base
c: finish of base
d: worksurface shape
e: worksurface width
f: worksurface width
g: quick ship indicator
h: laminate material
i: laminate color

48.0" x 24.0" quick ship complete table

- Trada table base with a 48.0"w x 24.0"d rectangle TFL worksurface


MODEL # 2TD--R4824-QS-T-

60.0" x 30.0" quick ship complete table

- Trada table base with a 60.0"w x 30.0"d rectangle TFL worksurface

MODEL # 2TD--R6030-QS-T-

 base finish notation

 laminate color notation

Available base finishes

 Silver -S

 Black -B

 White -W

Available TFL quick ship laminates

 Beigewood - BG

 Phantom Charcoal -PC

 Shadow Oak -SO

 Designer White -DW

 Grey -GR

 Dove Grey -DV

Trada table

Quick ship complete table options include: silver, black, or white table bases; 48.0"x24.0" or 60.0"x30.0" rectangle worksurfaces; all six TFL laminates. For all other combinations, please call our Customer Service Department for the estimated lead time and cost.

Multiple worksurface shapes and laminates are available. See Complete Table and Worksurface Guide for worksurface details including laminate colors.

Electric height adjustable table base

Table bases		Available worksurfaces				
Table base model	Worksurface shape	Worksurface dimension	TFL standard		HPL standard	HPL premium
			Quick ship	Standard ship	Standard ship	Standard ship
2TD-C48-24-___		48"w x 24"d	2R4824-QS-TFL-__ \$250	2R4824-TFL-__ \$250	2R4824-HPL-__ \$350	2R4824-PHPL-__ \$382
		60"w x 24"d	—	2R6024-TFL-__ \$300	2R6024-HPL-__ \$420	2R6024-PHPL-__ \$458
		72"w x 24"d	—	2R7224-TFL-__ \$375	2R7224-HPL-__ \$460	2R7224-PHPL-__ \$501
2TD-C48-30-___	Rectangle	48"w x 30"d	—	2R4830-TFL-__ \$275	2R4830-HPL-__ \$380	2R4830-PHPL-__ \$ 414
		60"w x 30"d	2R6030-QS-TFL-__ \$350	2R6030-TFL-__ \$350	2R6030-HPL-__ \$440	2R6030-PHPL-__ \$480
		72"w x 30"d	—	2R7230-TFL-__ \$400	2R7230-HPL-__ \$480	2R7230-PHPL-__ \$523

Worksurface Program

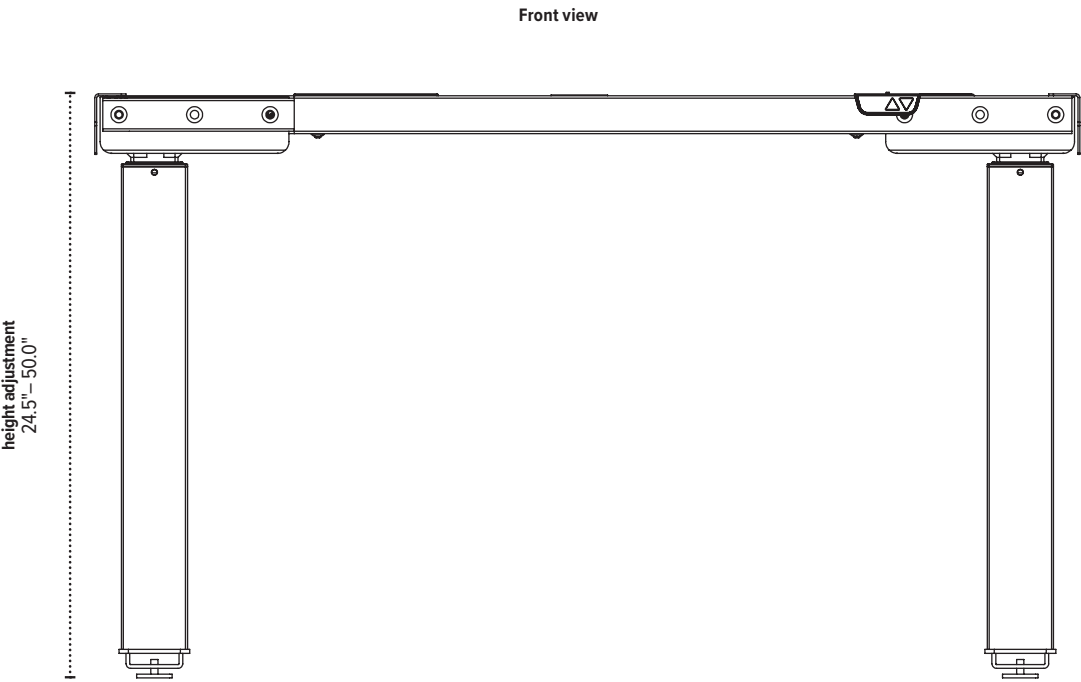
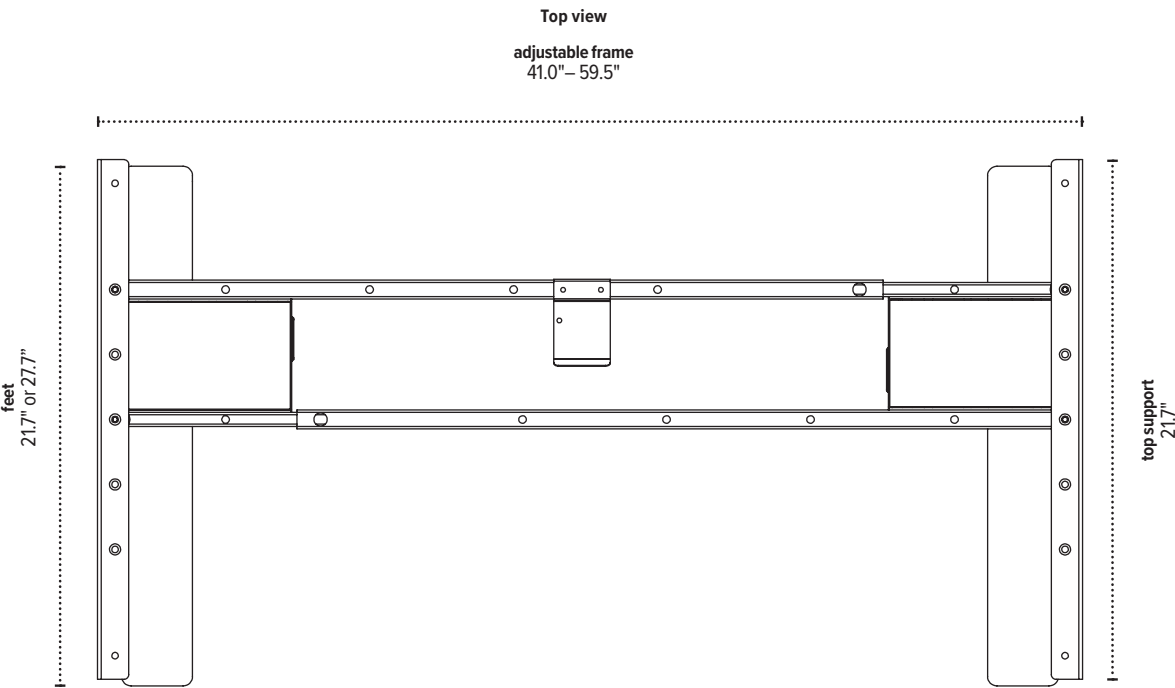
Multiple worksurface shapes and laminates are available. See the Complete Table & Worksurface Ordering Guide for worksurface details including pricing and laminate colors. TFL quick ship worksurfaces are shipped out in 48 hours, TFL standard and HPL standard/premium worksurfaces ship within three weeks. Lead time may vary depending on quantities ordered and their availability.

Table bases and worksurfaces can be purchased independently or as a combination.

ESI worksurfaces are made to exact dimensions. If nominal sizing is needed, please specify when ordering.

Trada

Electric height adjustable table base



The base dimensions as shown are actual.