

Dimensions		Specify laminate (2 letter code)		Compatible table bases (as indicated by the •)									
		Model #	Standard Price	Triumph-LX	Victory-LX 2-leg	Victory-LX 3-leg	All-Flex 2-leg	All-Flex 3-leg	Premium 2-leg	Premium 3-leg	Q Crank	Espreo	Weight Adjustable Espreo
W	D												
48	24	120-4824-__	\$1,355			•		•		•			
60	24	120-6024-__	\$1,785			•		•		•			
72	24	120-7224-__	\$2,038			•		•		•			
48	30	120-4830-__	\$1,546			•		•		•			
60	30	120-6030-__	\$1,792			•		•		•			
72	30	120-7230-__	N/A							•			

Standard price of worksurface includes standard laminate choice with square edge profile and coordinating edge band.
Please contact the Customer Service department for pricing on non-standard profiles and laminates

Laminates

Worksurfaces - LT

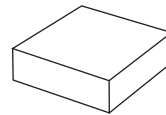
Typical lead time is 15-20 business days for production of worksurfaces. Please indicate laminate choice by adding the 2-letter code at the end of the worksurface model number. Worksurfaces are not sold separately and must be purchased with a table base. Warranty: 5 yr.

Laminate options

Worksurfaces are available in select Wilsonart® laminate options and select Formica® laminate options. Additional non-standard laminate options are available from Formica®, Nevamar®, Pionite®, and more.

Additional options are available in select styles and sizes. For more information on worksurfaces, laminate options, and edge detailing contact Customer Service. Additional cost may apply and lead time may apply.

Standard price of worksurface includes square edge profile and coordinating 3MM Edge Band.



Square edge
(standard)

EXAMPLE: How to specify your standard worksurface

1. Pick your worksurface and size
(required)

120-3624-TT

2. Pick your laminate finish
(required)

120-3624-TT

This product number represents:

120 degree worksurface

36.0" wide

24.0" deep

Wilsonart Titanium ev laminate

Laminates

Laminate images are not ideal representations of the laminate product. ESI highly recommends requesting samples from the laminate manufacturer prior to purchase.

ESI can accommodate a variety of laminates beyond our standard options. If there is a laminate you desire that is not listed please contact our Customer Service Department for more information.

Woodgrains



Color Code: **AH**: AH

Color Name: Ambro Ambro

Finish: Matte Matte

3mm Edge: Edge

Manufacturer: Formica

Color Code: **BE**: BE

Color Name: Beech Beech

Finish: Matte Matte

3mm Edge: Edge

Manufacturer: Wilsonart

Color Code: **BW**: BW

Color Name: Bright Bright

Finish: Finish

3mm Edge: Edge

Manufacturer: Wilsonart

Color Code: **CO**: CO

Color Name: Castle Castle

Finish: Finish

3mm Edge: Edge

Manufacturer: Wilsonart



Color Code: **FM**: FM

Color Name: Fusion Fusion

Finish: Matte Matte

3mm Edge: Edge

Manufacturer: Wilsonart

Color Code: **KM**: KM

Color Name: Kismet Kismet

Finish: Matte Matte

3mm Edge: Edge

Manufacturer: Wilsonart

Color Code: **MM**: MM

Color Name: Mont Mont

Finish: Finish

3mm Edge: Edge

Manufacturer: Wilsonart

Color Code: **SC**: SC

Color Name: Sable Sable

Finish: Matte Matte

3mm Edge: Edge

Manufacturer: Wilsonart



Color Code: **SO**: SO

Color Name: Sable Sable

Finish: Matte Matte

3mm Edge: Edge

Manufacturer: Wilsonart

Color Code: **WC**: WC

Color Name: White White

Finish: Matte Matte

3mm Edge: Edge

Manufacturer: Wilsonart

So Solids



Color Code: **AW**: AW

Color Name: Ambro Ambro

Finish: Matte Matte

3mm Edge: Edge

Manufacturer: Wilsonart

Color Code: **BK**: BK

Color Name: Black Black

Finish: Matte Matte

3mm Edge: Edge

Manufacturer: Wilsonart

Color Code: **DG**: DG

Color Name: Dove Dove

Finish: Matte Matte

3mm Edge: Edge

Manufacturer: Wilsonart

Color Code: **DW**: DW

Color Name: Designer Designer

Finish: Matte Matte

3mm Edge: Edge

Manufacturer: Wilsonart



Color Code: **FS**: FS

Color Name: Frost Frost

Finish: Matte Matte

3mm Edge: Edge

Manufacturer: Formica

Color Code: **FW**: FW

Color Name: Frost Frost

Finish: Matte Matte

3mm Edge: Edge

Manufacturer: Wilsonart

Color Code: **NS**: NS

Color Name: North North

Finish: Matte Matte

3mm Edge: Edge

Manufacturer: Wilsonart

Color Code: **PE**: PE

Color Name: Pepper Pepper

Finish: Matte Matte

3mm Edge: Edge

Manufacturer: Wilsonart



Color Code: **WS**: WS

Color Name: White White

Finish: Matte Matte

3mm Edge: Edge

Manufacturer: Wilsonart

Laminates

Laminate images are not ideal representations of the laminate product. ESI highly recommends requesting samples from the laminate manufacturer prior to purchase.

ESI can accommodate a variety of laminates beyond our standard options. If there is a laminate you desire that is not listed please contact our Customer Service Department for more information.

Palettes



Color Color: CN: CN
Color Color: 6mer 6mer Cheelabula
Finish Finish Matte
3mm Edge edge band: cholor
gray gray
Manufacturer Wilsonart

Color Color: CZ
Color Color: CZ
Finish Finish: Matte
3mm Edge edge band: Dove
gray gray
Manufacturer: Wilsonart

Color Code: DZ
Color Name: Deep Purple
Finish: Matte
3mm Edge Edge Color: Jute
Manufacturer: Wilsonart

Color: **Color: FG**
Color: **Color: FG**
Finish: **Finish: FG**
3mm **3mm**
Manu: **Manu: FG**



Color: ~~Color: GM~~ **GM**
 Color: ~~Color: Grey~~ **Grey** mesh
 Finish: ~~Finish: Velvet~~ **Velvet**
 3mm ~~Edge edge band~~ **band**: color:
 Pepper ~~Pepper~~ **dust**
 Manufacture: ~~Wies~~ **Wies** on art

Color Color: GN Me: GN
Color Color: Grey: Grey: Nebula
Finish: Matte Matte
3mm Edge edge bold: Silver Silver
rain rain
Manufacturer: Wilson Wilson art

Color: **Color: L2**
 Color: **Color: L2**
 Finish: **Finish: L2**
 3mm **3mm**
 Manufacture: **Manufacture: L2**

Color Color: MZ: MZ
Color Color: MZ: MZ
Finish Finish: Matte Matte
3mm Edge edge band: Dolphin Dolphin
Manufacturer Manufacturer: Wilsonart




Color: ~~Color: NK~~
Color: ~~Color: Nickel ev~~
Finish: ~~Finish: Matte~~
3mm ~~Edge edge band: cloth~~
gray gray
Manu: ~~Manu: Wilson~~

Color: **Color: NZ: NZ**
 Color: **Calmenboder: Leophyphyr**
 Finish: **Finish: Matte**
 3mm **Edge edge band: Saffar Saffar**
 sage sage
 Manufacture: **Wieser: Watsonart**

Color Code: 02: 02
Color Name: Mocha
Finish: Matte
3mm Edge edge band: Clear
roast roast
Manufacturer: Wilsonart

Color Code: **PM**
 Color Name: **Bewitched mesh**
 Finish: **Five velvet**
 3mm edge band: **Gold Cinder**
 Manufacturer: **Wilsonart**




Color: **Color: PZ**
 Color: **Color: PZ**
 Finish: **Finish: PZ**
 3mm **3mm**
 Manufacture: **Manufacture: PZ**

Color: **Color: RN**
Color: **Color: RN**
Finish: **Finish: Matte**
3mm **Edge edge band: Black**
Manufacture: **Wies**

Color: **Side: SI**
a Color: **Color: Silver**
Finish: **Matte**
3mm **Edge edge band:**
Brown **Stone**
Manufacturer: **Wilsonart**

Color Code: SM: SM
Color Code: SM: SM
Finish: Finish: Finish: mesh
3mm Edge edge band: White
sand sand
Manufacturer: Wilson
Manufacturer: Wilson



Color Color: SZ
Color Color: SZ
Finish Matte
3mm Edge edge band: Gold
Manufacturer: Wilsonart

Color: ~~Color: TG~~
 Color: ~~Color: Ten~~
 Finish: ~~Finish: Matte~~
 3mm ~~3mm~~
 Manu: ~~Manu: Wils~~

Color: ~~Color~~ Title: TT
Color: ~~Color~~ Title: Titanium ev
Finish: ~~Finish~~ Matte
3mm ~~Edge~~ Edge band: ~~Gold~~ Fo
Manu: ~~Manufacturer~~ Wils. Wils on art

Color Code: T2
Color Name: Twilight
Finish: Matte
3mm Edge Edge Band: Cinder
Manufacturer: Wilsonart



Color Code: **WN**
 Color Name: **White**
 Finish: **Matte**
 3mm Edge edge band: **Gold**
 Manufacturer: **Wilsonart**

Color Code: **WT**
 Color: **Green/White**
 Finish: **Matte**
 Stem Edge Edge Color: **Silks**
 gray gray
 Manufacturer: **Wilson**

Shipping Information

Visit esiergo.com for complete
Terms and Conditions

Shipping

48 hour ship program

ESI offers 48 hour shipping on the majority of products. Unless otherwise requested, these products are shipped from Phoenix, Arizona, within two business days of receiving the PO, depending on quantity ordered and available inventory. Orders that include products with longer lead times including special orders, custom products, or worksurface orders, are designated as "LT" (lead time) and therefore not included in the 48 hour ship program. Large orders may also require additional lead time. Products designated as LT could take up to 90 days ARO for delivery. Call for on-hand availability.

Please note:

1. For the order to qualify for 48 hour shipping, all products on the PO must be available under the 48 hour ship program.
2. POs that include LT designated products will be shipped based on the lead time of the LT designated products unless otherwise requested.
3. 48 hour orders will be shipped out within two business days unless otherwise specified on the PO.

Freight terms

ESI ships orders by way of standard ground carrier service dock-to-dock within the contiguous 48 states. Special requests such as "call before delivery", "delivery lift gate required", residential delivery, re-routed deliveries, or specific delivery date/time requests may be subject to additional charges or may not be available. Contact our Customer Service Department for expedited delivery requests or deliveries outside of the contiguous 48 states.

Customers will be charged additional fees for changes made to orders that have already departed the facility, resulting in re delivery or re-consignment.

ESI accepts requests for expedited freight at the customer's expense. Please contact our Customer Service Department at 800.833.3746 and provide your preferred carrier account number in which to charge the expedited freight.

Worksurfaces are not sold separately and must be purchased with a table base. Worksurfaces may be drop-shipped from a separate location and may arrive on a date different than the other items on the order.

Table bases- Freight is free for orders of five (5) or more table bases or table bases with worksurfaces. A \$125 freight fee will be charged for orders of four (4) or fewer table bases. For orders including worksurfaces, there will be an additional \$150 freight fee.