

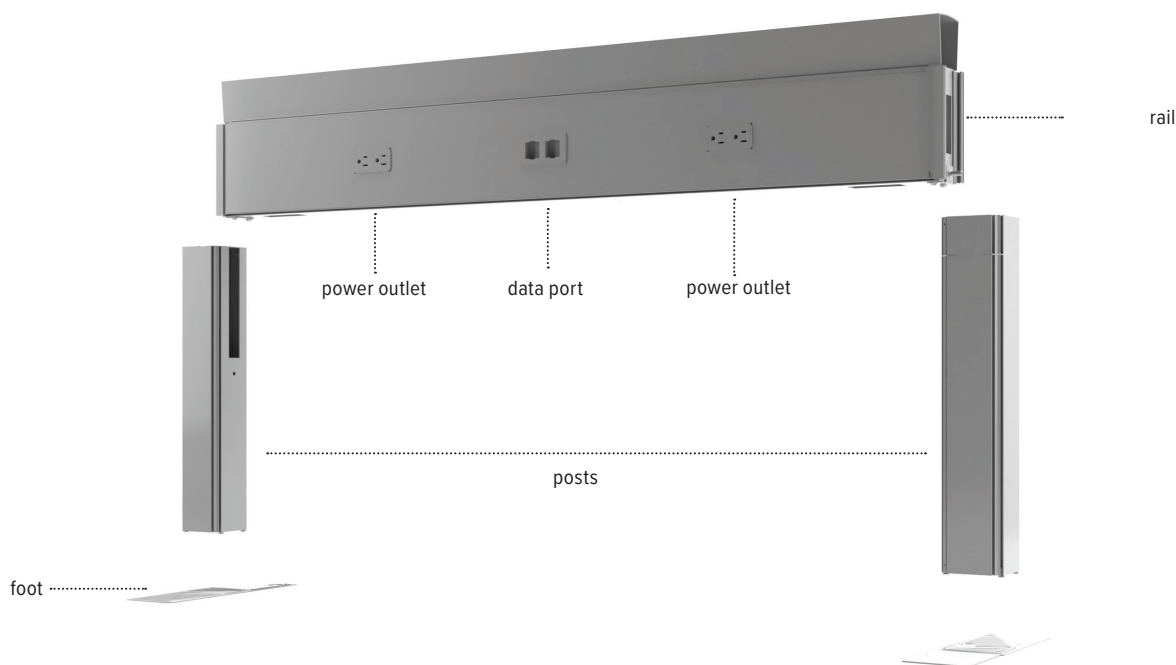


Railway™

Power and data solution

Railway

Power and data solution



Product Specs

- Four available widths: 36.0", 48.0", 60.0", and 72.0"
- 18.0"h x 3.3"w post
- 3.6"w x 12.0"d T foot - (standard)
3.6"w x 7.8"d L foot - (optional)
- Power and data can be utilized on both sides of the rail
- Separate cable/data channel that allows for lay-in cable runs
- Up to ten rails can be connected to each other
(for anything over ten rails, contact a local electrician)
- Up to eight 125V AC outlets per rail and four inputs for data
- Specify base or ceiling feed
- Flexible power feeds with 3.5" of extension through flexible metal conduit
- UL listed as an Office Furnishing Accessory (UL1286), UL183, and in full compliance with NEC electrical specifications
- Optional electric compliance available for municipal standards such as NY Box, California Title 24, and Chicago
Please reference the Railway Spec Guide for more details
- 20 amps
- Four circuits, eight wire Byrne™ 8trac system
- Up to 13 duplex receptacles per circuit (total of 52 available duplex receptacles allowed)
- 12 AWG line conductors which share a 12 AWG ground and 10 AWG neutral
- Fourth circuit is isolated and dedicated
- Warranty: 15 yr. (structural) / 7 yr. (electrical)



Available base finishes

- Silver -SLV
48"/60" ship in 48 hrs.
36"/72" LT
- ⓁⓉ Black -BLK
All sizes LT
- ⓁⓉ White -WHT
All sizes LT

LT = call for on-hand availability

Railway

Power and data solution

esi®



Rail

MODEL #

RAIL-RWY36-DBL-___	\$873	LT
RAIL-RWY36-DBL-CHI-___	\$873	LT
RAIL-RWY36-DBL-CALI-___	\$873	LT
RAIL-RWY48-DBL-___	\$914	LT
RAIL-RWY48-DBL-CHI-___	\$914	LT
RAIL-RWY48-DBL-CALI-___	\$914	LT
RAIL-RWY60-DBL-___	\$982	LT
RAIL-RWY60-DBL-CHI-___	\$982	LT
RAIL-RWY60-DBL-CALI-___	\$982	LT
RAIL-RWY72-DBL-___	\$1,055	LT
RAIL-RWY72-DBL-CHI-___	\$1,055	LT
RAIL-RWY72-DBL-CALI-___	\$1,055	LT



Ceiling feed

MODEL #

CEILINGFEED-144	\$271	LT
CEILINGFEED-144-NY	\$554	LT
CEILINGFEED-144-CALI	\$440	LT

Power pole


MODEL #

RAIL-POLE-142-___	\$303	LT
-------------------	-------	----

Base feed

MODEL #

BASEFEED-72-END	\$222	LT
BASEFEED-72-END-NY	\$346	LT
BASEFEED-72-END-CALI	\$342	LT



Rail jumper

MODEL #

RAIL-JUMPER-22	\$144	LT
----------------	-------	----



End posts

MODEL #

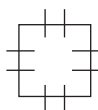
POSTKIT-END-DBL-___	\$283	LT
---------------------	-------	----



3-way posts

MODEL #

POSTKIT-3WAY-DBL-___	\$307	LT
----------------------	-------	----



4-way posts

MODEL #

POSTKIT-4WAY-DBL-___	\$320	LT
----------------------	-------	----



90° posts

MODEL #

POSTKIT-90-DBL-___	\$295	LT
--------------------	-------	----



180° posts

MODEL #

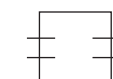
POSTKIT-180-DBL-___	\$295	LT
---------------------	-------	----



120° posts

MODEL #

POSTKIT-120-DBL-___	\$276	LT
---------------------	-------	----



180° knock out posts

MODEL #

POSTKIT-180KO-DBL-___	\$263	LT
-----------------------	-------	----

Railway

Power and data solution



Model # for Linear configuration

⊕ Electrical outlet(s) ► Data/Telephone outlet(s)

2-pack

side view



plan view



profile view



two-sided power
with T-foot.

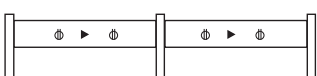
Rail model	List price
RAIL-KIT36-2PK-DBL-___	\$1,604
RAIL-KIT48-2PK-DBL-___	\$1,644
RAIL-KIT60-2PK-DBL-___	\$1,712
RAIL-KIT72-2PK-DBL-___	\$1,785

Rail kits include: rails, post kits, jumpers, and basefeed. Refer to Railway Spec guide for quantities.

Posts, rails, and feet will match specified finish

4-pack

side view



plan view



profile view



two-sided power
with T-foot.

Rail model	List price
RAIL-KIT36-4PK-DBL-___	\$2,889
RAIL-KIT48-4PK-DBL-___	\$2,968
RAIL-KIT60-4PK-DBL-___	\$3,105
RAIL-KIT72-4PK-DBL-___	\$3,250

Rail kits include: rails, post kits, jumpers, and basefeed. Refer to Railway Spec guide for quantities.

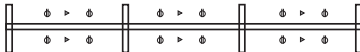
Posts, rails, and feet will match specified finish

6-pack

side view



plan view



profile view



two-sided power
with T-foot.

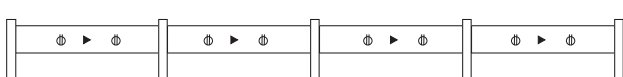
Rail model	List price
RAIL-KIT36-6PK-DBL-___	\$4,174
RAIL-KIT48-6PK-DBL-___	\$4,294
RAIL-KIT60-6PK-DBL-___	\$4,498
RAIL-KIT72-6PK-DBL-___	\$4,715

Rail kits include: rails, post kits, jumpers, and basefeed. Refer to Railway Spec guide for quantities.

Posts, rails, and feet will match specified finish

8-pack

side view



plan view



profile view



two-sided power
with T-foot.

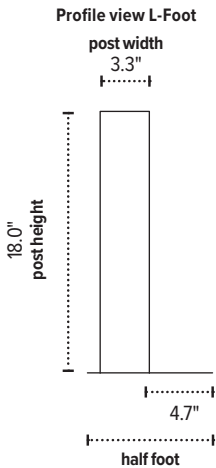
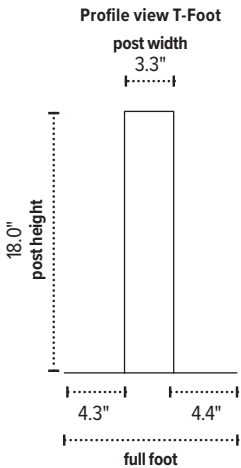
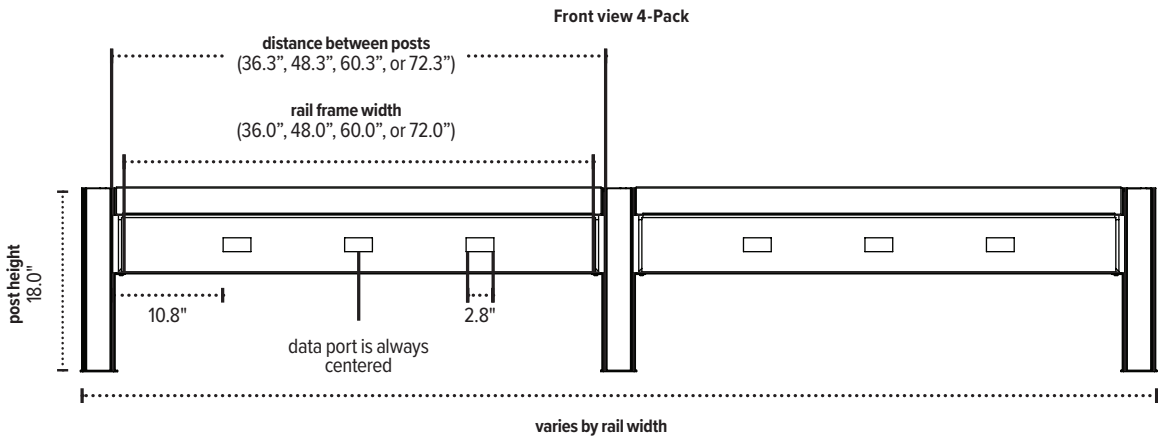
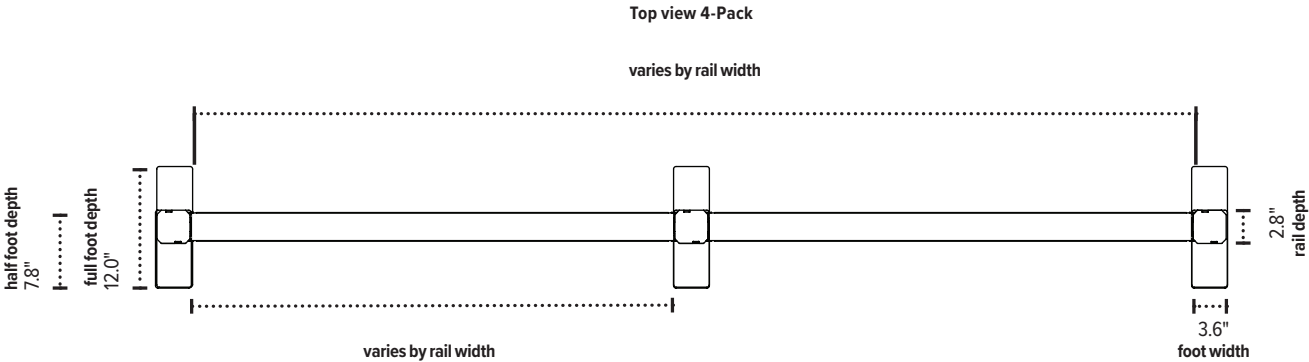
Rail model	List price
RAIL-KIT36-8PK-DBL-___	\$5,458
RAIL-KIT48-8PK-DBL-___	\$5,619
RAIL-KIT60-8PK-DBL-___	\$5,891
RAIL-KIT72-8PK-DBL-___	\$6,181

Rail kits include: rails, post kits, jumpers, and basefeed. Refer to Railway Spec guide for quantities.

Posts, rails, and feet will match specified finish

Railway

Power and data solution



When considering space requirements, it is important to remember to include the total combination of rail and post measurements.