



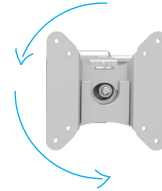
EDGE

SINGLE MONITOR ARM DYNAMIC HEIGHT ADJUSTMENT

- Height Adjustment Range: 13"
 - LOW: 7" | HIGH: 20"
- Monitor Extension: 22.5"
- Monitor Retraction: 3"
- Monitor Tilt: +90°/-25°
- Monitor Rotation: +90°/-90°
- Weight Capacity (per arm):
 - Minimum: 6.5 lbs
 - Maximum: 17.6 lbs
- 180° Lock-Out Feature
- Quick Release
- Desk clamp & grommet mount included
- Benching system mount(s) available.
Call for details.



Monitor Quick Release

Landscape/Portrait
Rotation

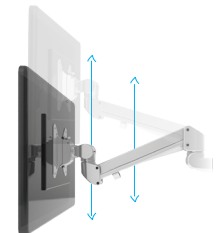
Cable Management



Grommet Mount



Desk Clamp



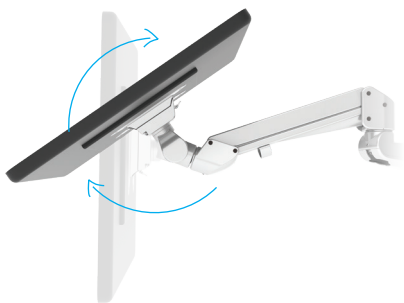
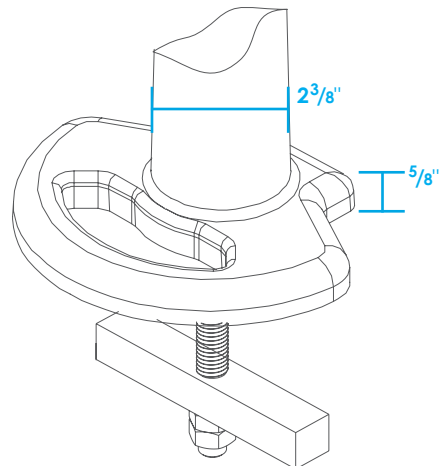
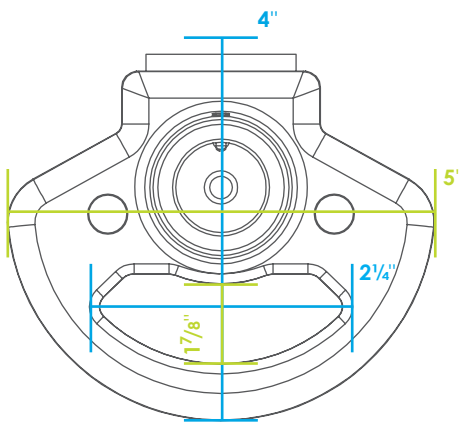
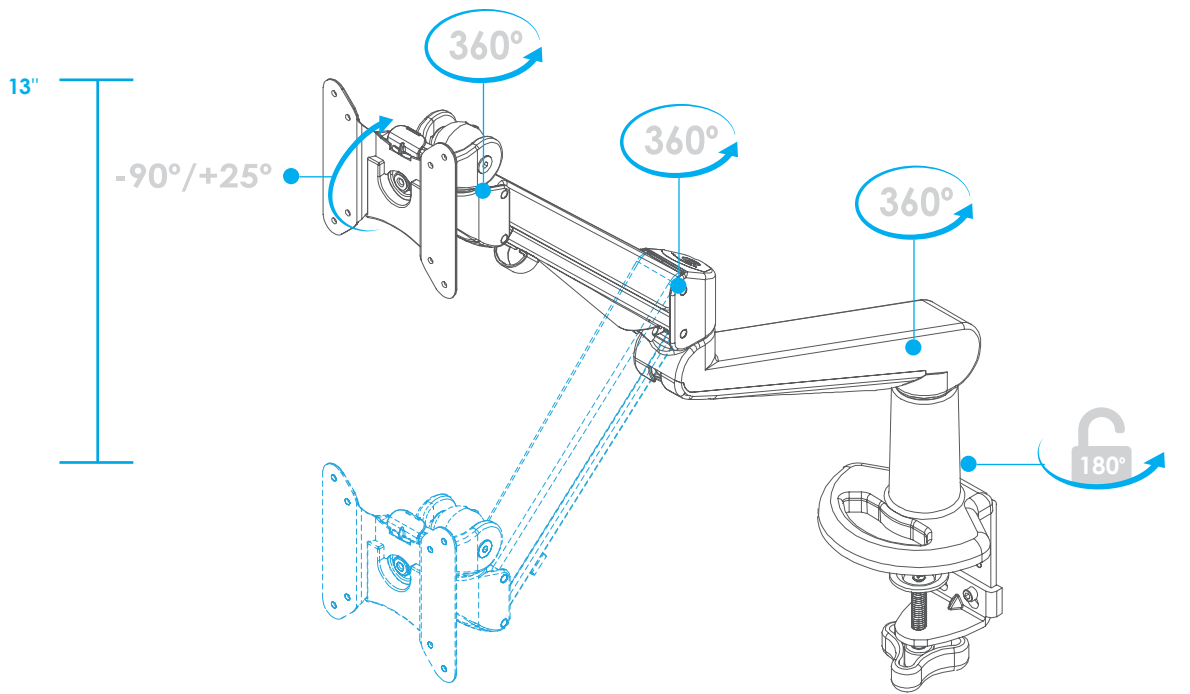
Effortless Adjustment

Integrated Allen
Wrench Storage

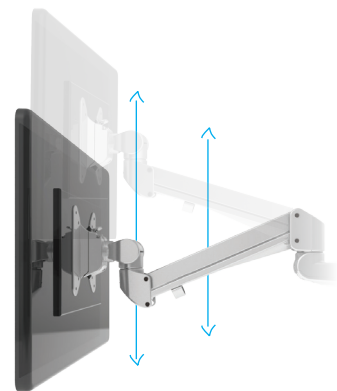
MODEL #		V29 LIST PRICE
● EDGE-SLV		\$346
● EDGE-BLK	LT	\$346
○ EDGE-WHT	LT	\$346

LT=CALL FOR ON HAND AVAILABILITY





Vesa mounts tilt up and down, providing a flat writing surface for touch screen monitors.



Motion arms move your monitor straight up and down.

