



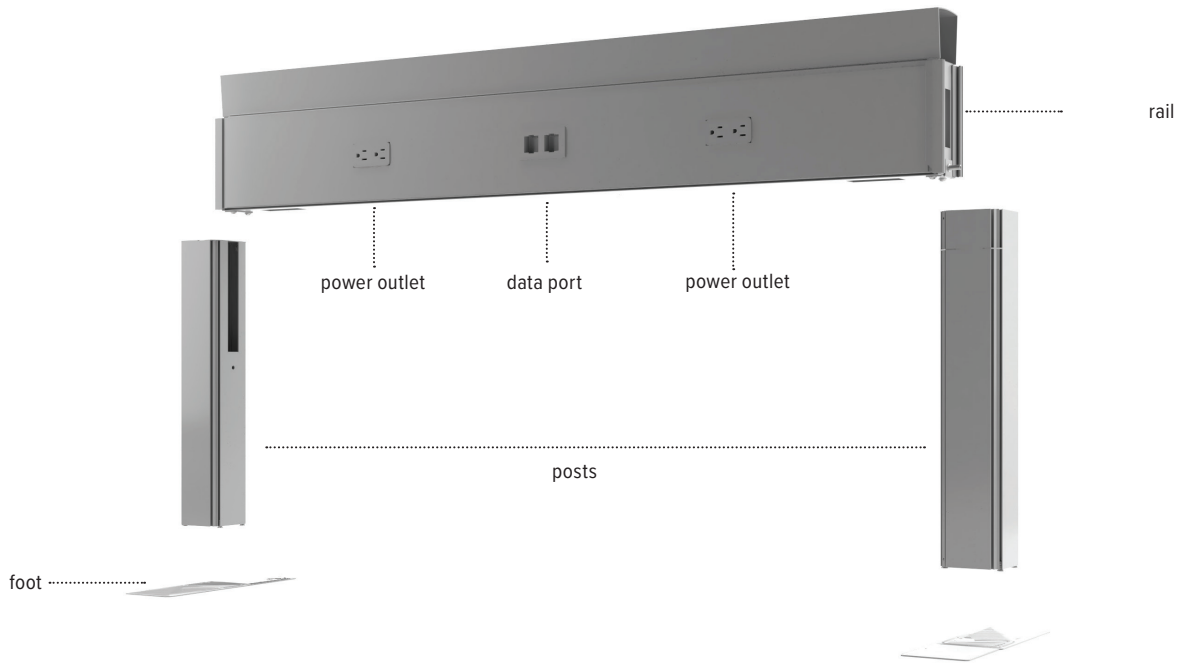
Railway™

Power and data solution

Railway

Power and data solution

esi®



Product Specs

- Four available widths: 36.0", 48.0", 60.0", and 72.0"
- 18.0"h x 3.3"w post
- 3.6"w x 12.0"d T foot - (standard)
3.6"w x 7.8"d L foot - (optional)
- Power and data can be utilized on both sides of the rail
- Separate cable/data channel that allows for lay-in cable runs
- Up to ten rails can be connected to each other
(for anything over ten rails, contact a local electrician)
- Up to eight 125V AC outlets per rail and four inputs for data
- Specify base or ceiling feed
- Flexible power feeds with 3.5" of extension through flexible metal conduit
- UL listed as an Office Furnishing Accessory (UL1286), UL183, and in full compliance with NEC electrical specifications
- Optional electric compliance available for municipal standards such as NY Box, California Title 24, and Chicago
Please reference the Railway Spec Guide for more details
- 20 amps
- Four circuits, eight wire Byrne™ 8trac system
- Up to 13 duplex receptacles per circuit (total of 52 available duplex receptacles allowed)
- 12 AWG line conductors which share a 12 AWG ground and 10 AWG neutral
- Fourth circuit is isolated and dedicated
- Warranty: 15 yr. (structural) / 7 yr. (electrical)

GSA

Available base finishes

● Silver -SLV
48"/60" ship in 48 hrs.
36"/72" LT

Ⓛ Black -BLK
All sizes LT

Ⓛ White -WHT
All sizes LT

LT = call for on-hand availability

Railway

Power and data solution



Rail

MODEL #		
RAIL-RWY36-DBL-___	\$899	LT
RAIL-RWY36-DBL-CHI-___	\$899	LT
RAIL-RWY36-DBL-CALI-___	\$899	LT
RAIL-RWY48-DBL-___	\$941	LT
RAIL-RWY48-DBL-CHI-___	\$941	LT
RAIL-RWY48-DBL-CALI-___	\$941	LT
RAIL-RWY60-DBL-___	\$1,011	LT
RAIL-RWY60-DBL-CHI-___	\$1,011	LT
RAIL-RWY60-DBL-CALI-___	\$1,011	LT
RAIL-RWY72-DBL-___	\$1,087	LT
RAIL-RWY72-DBL-CHI-___	\$1,087	LT
RAIL-RWY72-DBL-CALI-___	\$1,087	LT



Ceiling feed


MODEL #		
CEILINGFEED-144	\$279	LT
CEILINGFEED-144-NY	\$571	LT
CEILINGFEED-144-CALI	\$453	LT

Power pole

MODEL #		
RAIL-POLE-142-___	\$312	LT

Base feed

MODEL #		
BASEFEED-72-END	\$229	LT
BASEFEED-72-END-NY	\$356	LT
BASEFEED-72-END-CALI	\$352	LT



Rail jumper

MODEL #		
RAIL-JUMPER-22	\$148	LT



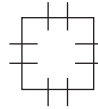
End posts

MODEL #		
POSTKIT-END-DBL-___	\$291	LT



3-way posts

MODEL #		
POSTKIT-3WAY-DBL-___	\$316	LT



4-way posts

MODEL #		
POSTKIT-4WAY-DBL-___	\$330	LT



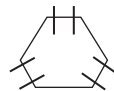
90° posts

MODEL #		
POSTKIT-90-DBL-___	\$304	LT



180° posts

MODEL #		
POSTKIT-180-DBL-___	\$304	LT



120° posts

MODEL #		
POSTKIT-120-DBL-___	\$284	LT



180° knock out posts

MODEL #		
POSTKIT-180KO-DBL-___	\$271	LT

Railway

Power and data solution

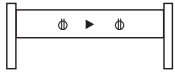


Model # for Linear configuration

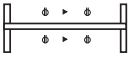
⊕ Electrical outlet(s) ▶ Data/Telephone outlet(s)

2-pack

side view



plan view



profile view



two-sided power
with T-foot.

Rail model

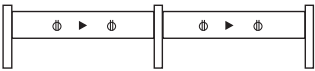
Rail model	List price
RAIL-KIT36-2PK-DBL-___	\$1,652
RAIL-KIT48-2PK-DBL-___	\$1,693
RAIL-KIT60-2PK-DBL-___	\$1,763
RAIL-KIT72-2PK-DBL-___	\$1,839

Rail kits include: rails, post kits, jumpers, and basefeed. Refer to Railway Spec guide for quantities.

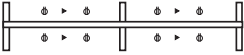
Posts, rails, and feet will match specified finish

4-pack

side view



plan view



profile view



two-sided power
with T-foot.

Rail model

Rail model	List price
RAIL-KIT36-4PK-DBL-___	\$2,976
RAIL-KIT48-4PK-DBL-___	\$3,057
RAIL-KIT60-4PK-DBL-___	\$3,198
RAIL-KIT72-4PK-DBL-___	\$3,348

Rail kits include: rails, post kits, jumpers, and basefeed. Refer to Railway Spec guide for quantities.

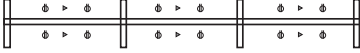
Posts, rails, and feet will match specified finish

6-pack

side view



plan view



profile view



two-sided power
with T-foot.

Rail model

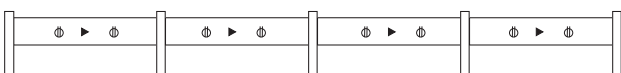
Rail model	List price
RAIL-KIT36-6PK-DBL-___	\$4,299
RAIL-KIT48-6PK-DBL-___	\$4,423
RAIL-KIT60-6PK-DBL-___	\$4,633
RAIL-KIT72-6PK-DBL-___	\$4,856

Rail kits include: rails, post kits, jumpers, and basefeed. Refer to Railway Spec guide for quantities.

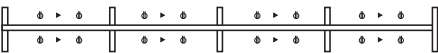
Posts, rails, and feet will match specified finish

8-pack

side view



plan view



profile view



two-sided power
with T-foot.

Rail model

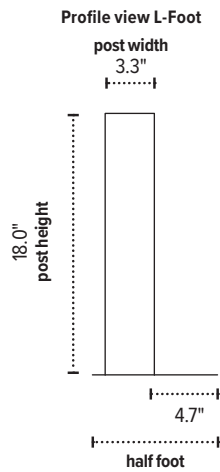
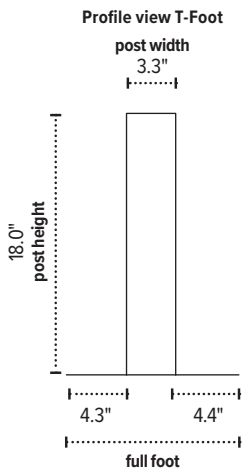
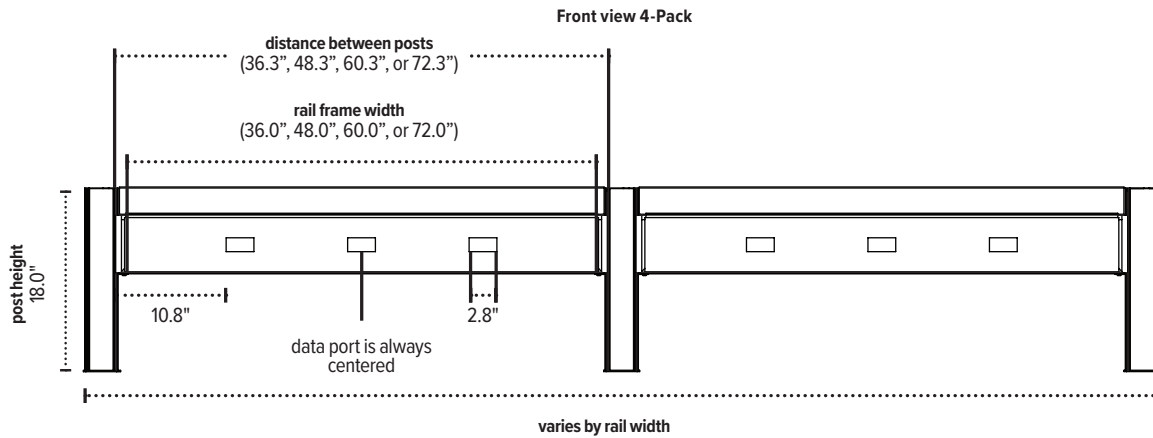
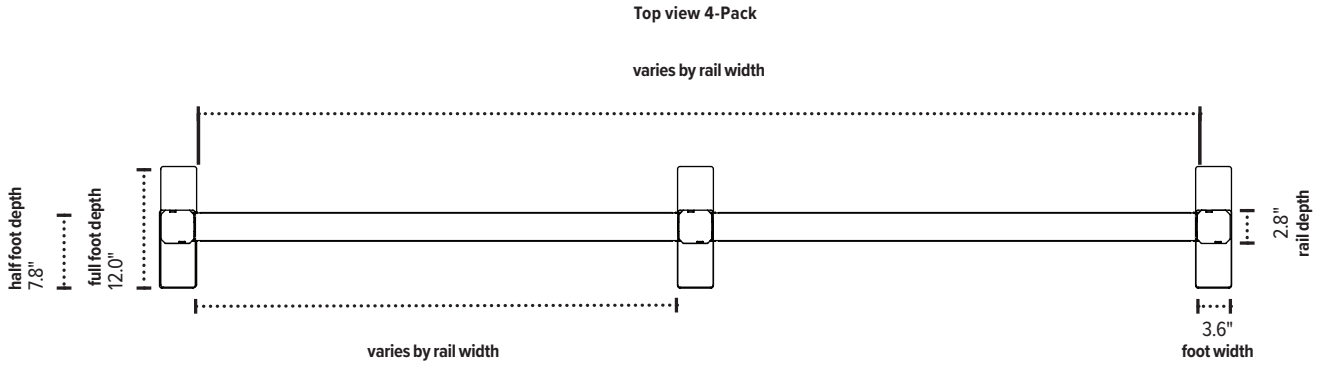
Rail model	List price
RAIL-KIT36-8PK-DBL-___	\$5,622
RAIL-KIT48-8PK-DBL-___	\$5,788
RAIL-KIT60-8PK-DBL-___	\$6,068
RAIL-KIT72-8PK-DBL-___	\$6,366

Rail kits include: rails, post kits, jumpers, and basefeed. Refer to Railway Spec guide for quantities.

Posts, rails, and feet will match specified finish

Railway

Power and data solution



When considering space requirements, it is important to remember to include the total combination of rail and post measurements.