



S2S

Desktop sit-to-stand workstation

V34 - Pricing effective 3/1/2021

S2S

Desktop sit-to-stand workstation

esi®

Product specs


- Pneumatic height adjustment
- Weight adjustable counterbalance pneumatic lift capability; built-in tension adjustment
- 35 lb. platform weight capacity
- 16.7" height adjustment range
 - Retracted height: 6.0"
 - Extension height: 22.0"
- 35.5"w x 21.0"d top platform
- 26.8"w x 10.5"d keyboard platform
- 1.8" keyboard platform depth adjustment range upon installation
- 24.0" min. worksurface depth
- 40.3 lb. unit weight
- Sits atop worksurface
- Integrated cable management
- Precision positioning moves all of the workstation essentials in one fluid motion, stopping at any point along the way
- One-handed operation
- Arrives fully assembled
- Arrives with weight tension pre-set to lift 22 lb.
- Ratchet wrench included for easy weight tension adjustment with integrated tool storage
- Worksurface and keyboard platform move simultaneously
- Straight vertical travel increases stability and security of work gear and technology
- Large worksurface and keyboard platform for enhanced user comfort
- Compatible with Eppa™, Edge® and Evolve single and dual monitor arms
(monitor arms sold separately)
- Warranty: 5 yr.

Model

List price

● S2S-BLK

\$735



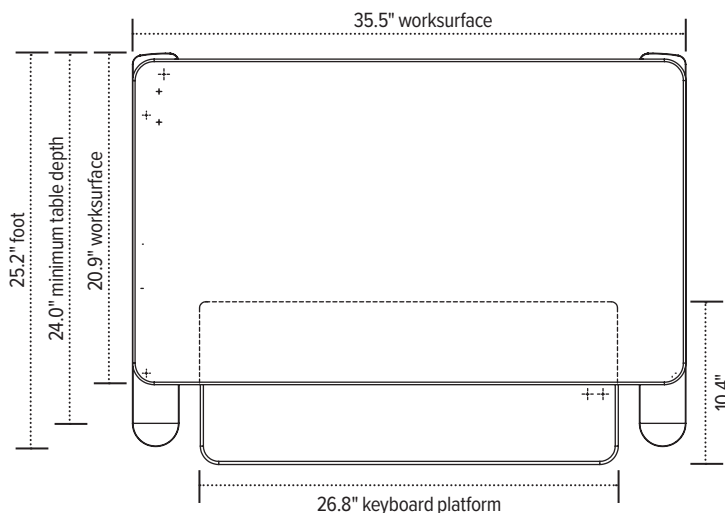
Top view

S2S

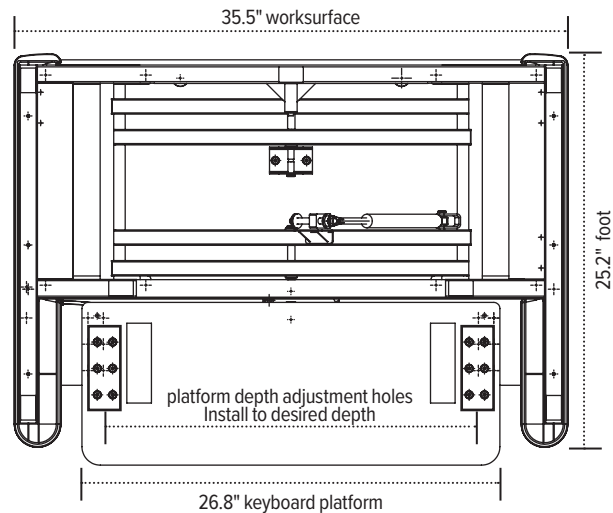
Desktop sit-to-stand workstation

esi®

Top View



Bottom View



Rear View

