



Enmo™

Electric height adjustable table base



T-foot



keypad



locking casters

Product specs

- Electric height adjustment
- 220 lb. base lifting capacity
- 1.3"/sec adjustment speed
- 18.0" height adjustment range
 - 28.0"—46.0" (low/high)
 - (excluding worksurface)*
- Anti-collision
- Two stage adjustable legs
- Adjustable width frame
- Soft start
- Locking casters available
- Two motors
- Two 24.0" T-feet
- 7.0' power cord
- Meets or exceeds BIFMA x5.5 requirements
- Steel frame and foot construction
- Keypad with up and down buttons
- Complete tables available (base and top)
- Warranty: 15 yr. *(structural)*/7 yr. *(mechanical)*

Available base finishes

- Silver -SLV
- Black -BLK
- White -WHT

Caster Kit

- Set of 4 casters for table bases
- Increases height by 2.0"
- Locking casters for security

Model # CASTERKIT-2NM

Complete table model # breakdown:

2NM__-R4824-T__

| | | | | | |

a b c d e f g

- a: number of legs
- b: type of table base
- c: finish of base
- d: shape of worksurface
- e: size of worksurface
- f: laminate material
- g: laminate color

48.0" x 24.0" quick ship complete table

- Enmo table base with a 48.0"w x 24.0"d rectangle TFL worksurface

Model # 2NM__-R4824-T__

■ base finish notation ■ laminate notation

Available base finishes


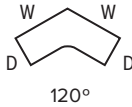
- Silver -S
- Black -B
- White -W

Available TFL quick ship laminates

- White White -WW
- Sunset Grey -SG
- Willow Grey -WG
- Canadian Grey -CG
- Acacia -AC
- Shadow Oak -SO

Enmo tables

Quick ship complete table options include: silver, black, or white table bases; 48.0"x24.0" rectangle worksurfaces; all six TFL laminates. For all other combinations, please call our Customer Service Department for the estimated lead time and cost.

Table bases		Available worksurfaces			
Table base model #	Worksurface shape	Worksurface dimension	TFL Quick ship	TFL Standard	HPL Standard
2NM-C48-___	 Rectangle	48" w x 24" d	2R4824-QS-TFL-__	2R4824-TFL-__	2R4824-HPL-__
		60" w x 24" d	-	2R6024-TFL-__	2R6024-HPL-__
		72" w x 24" d	-	2R7224-TFL-__	2R7224-HPL-__
Table base model #	Worksurface shape	Worksurface dimension	TFL Quick ship	TFL Standard	HPL Standard
2NM-C48-___	 120°	48" w x 24" d	-	20-4824-TFL-__	120-4824-HPL-__
		60" w x 24" d	-	-	120-6024-HPL-__
		72" w x 24" d	-	-	120-7224-HPL-__

Worksurface program

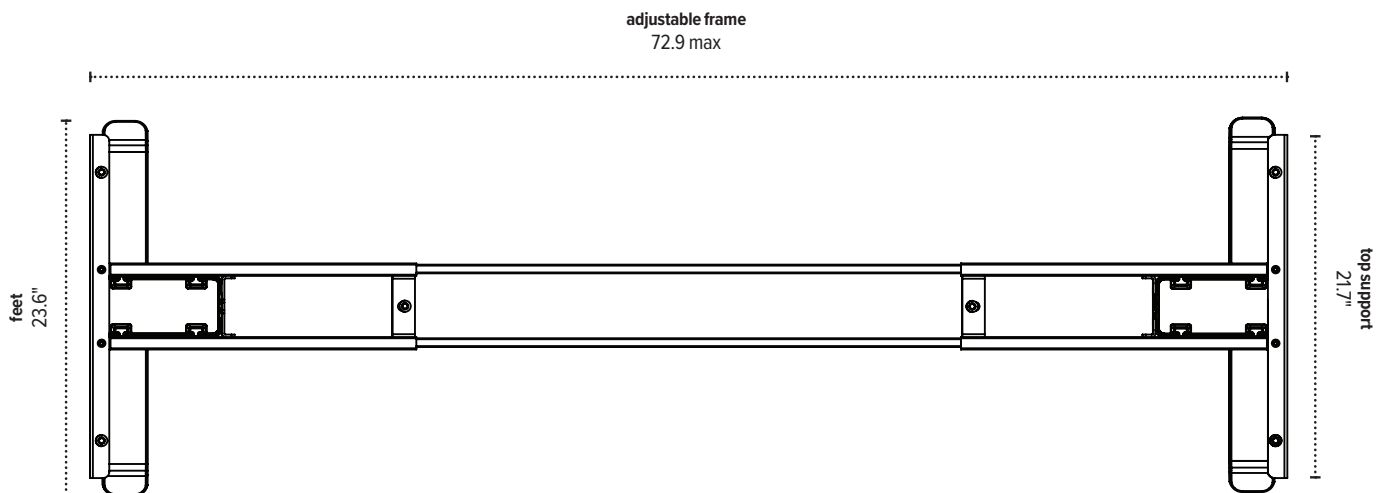
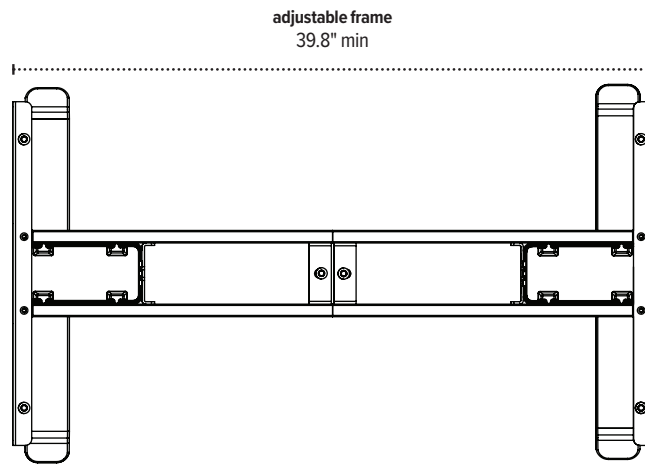
Multiple worksurface shapes and laminates are available. See the Complete Table & Worksurface Ordering Guide for worksurface details including pricing and laminate colors. TFL quick ship worksurfaces are shipped out in 48 hours. TFL and HPL Standard worksurfaces ship in approximately 3 weeks.

Table bases and worksurfaces can be purchased independently or as a complete table.

ESI table bases and worksurfaces are made to exact dimensions. If nominal sizing is needed, please specify when ordering.

Enmo

Electric height adjustable table base



The base dimensions as shown are actual.

esi

800.833.3746
esiergo.com

© 2019 Fellowes, Inc. V32 catalog pricing.