



All-Flex® 2-leg

Electric height adjustable table base

All-Flex 2-leg

Electric height adjustable table base

esi®

top support at 19.3"



top support at 23.3"






foot at 28.0"



foot at 22.0"



top views of
notched cross channel



adjustable cross channel

Product specs

- Electric height adjustment
- 265 lb. base lifting capacity
- 1.5"/sec adjustment speed
- One part number for all 2-leg sizes
- 26.0" height adjustment range
 - 23.3"–49.3" (low/high)
(excluding worksurface)
- Three stage adjustable legs
- Provides adjustable cross channels, top supports, and feet making it one of the most adjustable table bases on the market
- C-leg
- Foot is adjustable to 22.0" or 28.0" (patented design)
- Leg columns fold out for easy assembly
- Adjustable width frame accommodates worksurfaces 36.0"–72.0"
- Adjustable depth top supports expands to accommodate worksurfaces 24.0"–36.0" deep
- Notched cross channel offers ample space for keyboard tray glide tracks
- 7'2" power cord
- Digital keypad with four memory settings
- Anti-collision safety feature
- Soft start and stop
- Crossbar includes guide markings to assist in setting width
- Integrated control unit shelf
- Integrated storage for foot extension plate when not in use
- Integrated cable management
- Steel construction
- Low standby power consumption
- Table base is UL962 listed
- Two motors
- ADA compliant
- Locking casters are available
- Complete tables available (base and top)
- Warranty: 15 yr. (structural) / 7 yr. (mechanical)

Available base finishes

- ☐ Silver -SLV
- ☒ Black -BLK
- ☐ White -WHT



digital keypad

Caster Kit

- Set of four casters for table base
- Increases height by 2.0"
- Locking casters for security

Model # CASTERKIT-FLEX2 \$72



locking casters

800.833.3746
esiergo.com

Fellowes | FAMILY BUSINESS
SINCE 1917

© 2021 Fellowes, Inc. V34 catalog prices. All prices are in U.S. dollars.

All-Flex 2-leg

Electric height adjustable table base



Complete quick ship table model # breakdown

2F _ -R4824-QS-T _ _
| | | | | | | | |
a b c d e f g h i

a: number of legs
b: type of table base
c: finish of base
d: worksurface shape
e: worksurface width
f: worksurface depth
g: quick ship indicator
h: laminate material
i: laminate color

48.0" x 24.0" quick ship complete table

- All-Flex 2-leg table base with a 48.0"w x 24.0"d rectangle TFL worksurface

MODEL # 2F _ -R4824-QS-T _ _ **\$1,952**

60.0" x 30.0" quick ship complete table

- All-Flex 2-leg table base with a 60.0"w x 30.0"d rectangle TFL worksurface

MODEL # 2F _ -R6030-QS-T _ _ **\$2,055**

■ base finish notation

■ laminate color notation

Available base finishes

○ Silver -S

● Black -B

○ White -W

Available TFL quick ship laminates

○ Beigewood -BG

● Phantom Charcoal -PC

● Shadow Oak -SO

○ Designer White -DW

○ Grey -GR

○ Dove Grey -DV

All-Flex 2-leg table

Quick ship complete table options include: silver, black, or white table bases; 48.0"w x 24.0"d or 60.0"w x 30.0"d rectangle worksurfaces; all six TFL laminates. For all other combinations, please call our Customer Service Department for the estimated lead time and cost.

Multiple worksurface shapes and laminates are available. See Complete Table and Worksurface Guide for worksurface details including laminate colors.

All-Flex 2-leg

Electric height adjustable table base



Table bases			Available worksurfaces				
Table base model	List price	Worksurface shape	Worksurface dimension	TFL standard		HPL standard	HPL premium
				Quick ship	Standard ship	Standard ship	Standard ship
FLEX2-___	\$1,694	<div><div></div><div>D</div><div>W</div><div>Rectangle</div></div>	36"w x 24"d	—	2R3624-TFL-__ \$201	2R3624-HPL-__ \$281	2R3624-PHL-__ \$307
			42"w x 24"d	—	2R4224-TFL-__ \$227	2R4224-HPL-__ \$324	2R4224-PHL-__ \$353
			48"w x 24"d	2R4824-QS-TFL-__ \$258	2R4824-TFL-__ \$258	2R4824-HPL-__ \$361	2R4824-PHL-__ \$393
			60"w x 24"d	—	2R6024-TFL-__ \$309	2R6024-HPL-__ \$433	2R6024-PHL-__ \$472
			72"w x 24"d	—	2R7224-TFL-__ \$386	2R7224-HPL-__ \$474	2R7224-PHL-__ \$516
			36"w x 30"d	—	2R3630-TFL-__ \$216	2R3630-HPL-__ \$309	2R3630-PHL-__ \$337
			42"w x 30"d	—	2R4230-TFL-__ \$237	2R4230-HPL-__ \$340	2R4230-PHL-__ \$371
			48"w x 30"d	—	2R4830-TFL-__ \$283	2R4830-HPL-__ \$391	2R4830-PHL-__ \$426
			60"w x 30"d	2R6030-QS-TFL-__ \$361	2R6030-TFL-__ \$361	2R6030-HPL-__ \$453	2R6030-PHL-__ \$494
			72"w x 30"d	—	2R7230-TFL-__ \$412	2R7230-HPL-__ \$494	2R7230-PHL-__ \$539

Worksurface Program

Multiple worksurface shapes and laminates are available. See the Complete Table & Worksurface Ordering Guide for worksurface details including pricing and laminate colors. TFL quick ship worksurfaces are shipped out in 48 hours, TFL standard and HPL standard/premium worksurfaces ship within three weeks. Lead time may vary depending on quantities ordered and their availability

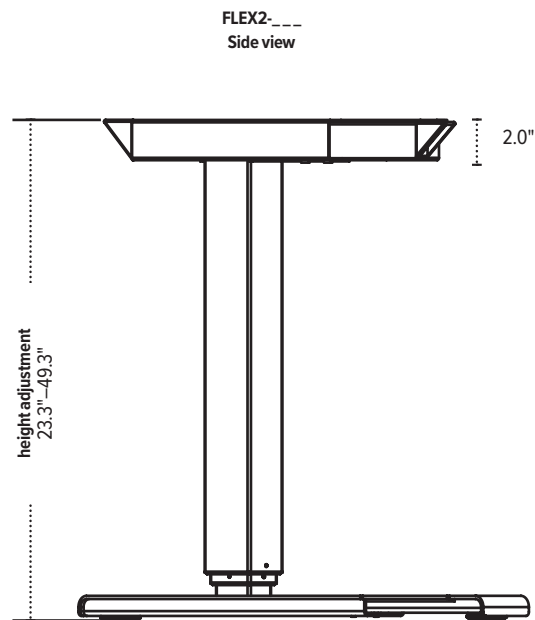
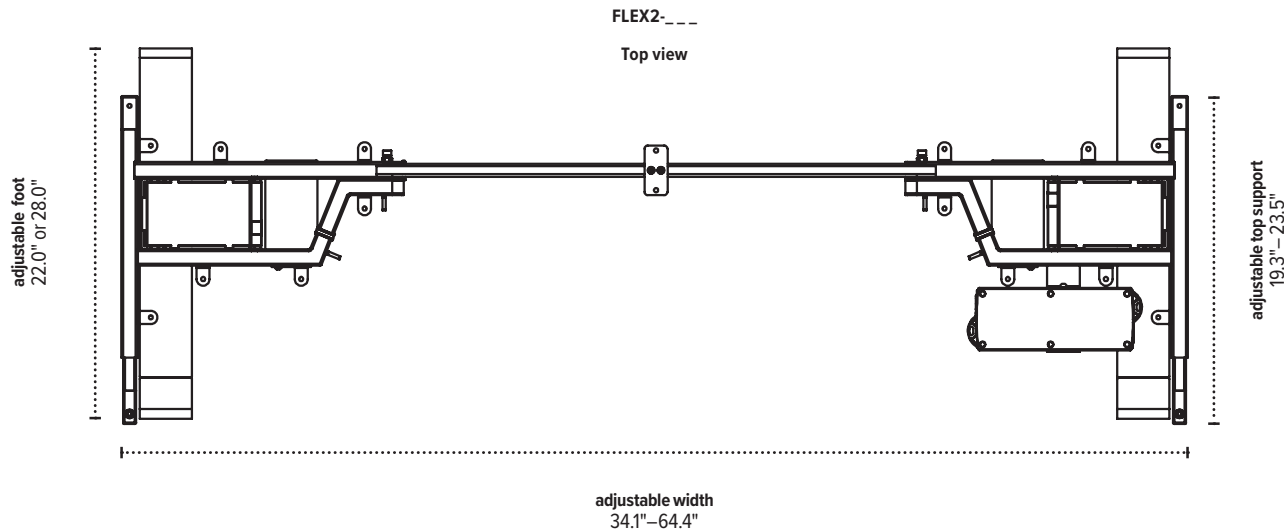
Table bases and worksurfaces can be purchased independently or as a combination.

ESI worksurfaces are made to exact dimensions. If nominal sizing is needed, please specify when ordering.

All-Flex 2-leg

Electric height adjustable table base

esi®



The base dimensions as shown are actual.