


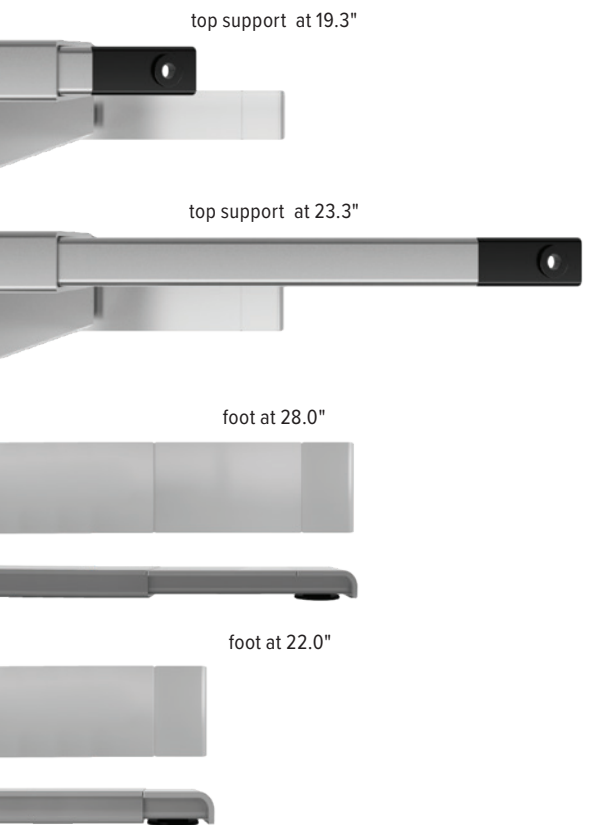


## All-Flex<sup>®</sup> 2-leg

electric table base




# All-Flex 2-leg

electric table base



## Product Specs

- Electric height adjustment
- 265lbs. base lifting capacity
- 1.5"/sec adjustment speed
- One part number for all 2-leg sizes
- 26.0" height adjustment range
  - 23.2"–49.2" (low/high)
  - (excluding worksurface)
- Three-stage adjustable legs
- Provides adjustable cross channels, top support, and feet making it one of the most adjustable table bases on the market.
- Foot is adjustable to 22.0" or 28.0" (*patented design*)
- Adjustable width frame to fit worksurfaces 36.0"–84.0" wide
- Adjustable depth top support expands to accommodate worksurfaces 24.0"–36.0" deep
- Notched cross channel offers ample space for keyboard tray glide tracks
- 86.0" power cord
- Digital keypad with four memory settings
- Anti-collision safety feature
- Quick start
- Crossbar includes guide markings to assist in setting width
- Folding frame design for quick assembly
- Integrated control unit shelf
- Integrated storage for foot extension plate when not in use
- Integrated cable management
- Quiet adjustment
- Steel construction
- Low standby power consumption
- Lead free
- Two motors
- ADA compliant
- Locking casters are available
- Warranty: 15yrs. structural / 7yrs. mechanical



esi

800.833.3746  
esiergo.com

# All-Flex 2-leg

electric table base

## Rectangle



Dimensions	Base model	List price	Surface model	List price
36"w x 24"d	FLEX2-___	\$1,521	2R3624__	\$368
42"w x 24"d	FLEX2-___	\$1,521	2R4224__	\$403
48"w x 24"d	FLEX2-___	\$1,521	2R4824__	\$407
60"w x 24"d	FLEX2-___	\$1,521	2R6024__	\$452
72"w x 24"d	FLEX2-___	\$1,521	2R7224__	\$496
84"w x 24"d	FLEX2-___	\$1,521	2R8424__	\$630
36"w x 30"d	FLEX2-___	\$1,521	2R3630__	\$398
42"w x 30"d	FLEX2-___	\$1,521	2R4230__	\$442
48"w x 30"d	FLEX2-___	\$1,521	2R4830__	\$447
60"w x 30"d	FLEX2-___	\$1,521	2R6030__	\$496
72"w x 30"d	FLEX2-___	\$1,521	2R7230__	\$546
84"w x 30"d	FLEX2-___	\$1,521	2R8430__	\$699

## D-top



Dimensions	Base model	List price	Surface model	List price
60"w x 30"d	FLEX2-___	\$1,521	D6030__	\$768
72"w x 30"d	FLEX2-___	\$1,521	D7230__	\$837
84"w x 30"d	FLEX2-___	\$1,521	D8430__	\$1,041

## Small equal corner



Dimensions	Base model	List price	Surface model	List price
42"wr x 42"wl x 24"d	FLEX2-___	\$1,521	2EC424224__	\$782
48"wr x 48"wl x 24"d	FLEX2-___	\$1,521	2EC484824__	\$796

Table bases can be purchased independently or combined with a worksurface.  
 Worksurfaces can only be purchased with a table base. See laminate guide worksurface for details. ESI worksurfaces are made to exact dimensions. If nominal sizing is needed, please specify when ordering.

## Caster Kit

- Set of caster wheels for table bases
- Increases height by 2.0"
- Locking wheels for security

MODEL # CASTERKIT-FLEX2 \$65

## Available base finishes

○ Silver -SLV

● LT Black -BLK

● LT White -WHT

LT=CALL FOR ON HAND AVAILABILITY

## Worksurface shapes - LT

Multiple worksurface shapes are available. See chart to the left for full list. Worksurfaces can be come in a variety of laminates.

## Edge Detail

Worksurfaces ship with a standard square profile edge and coordinating 3mm edge band. Additional edge detail profiles are available.

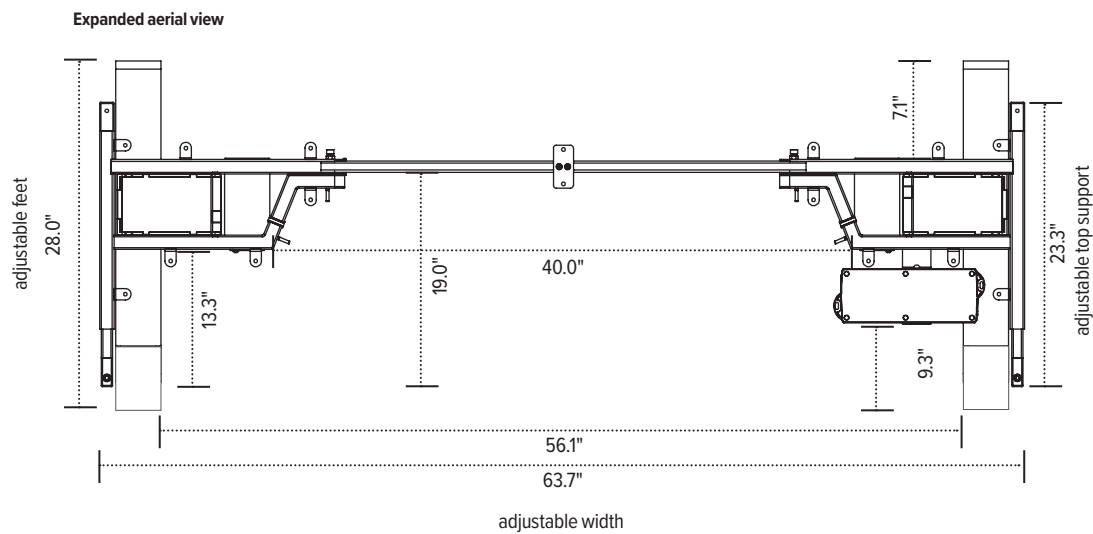
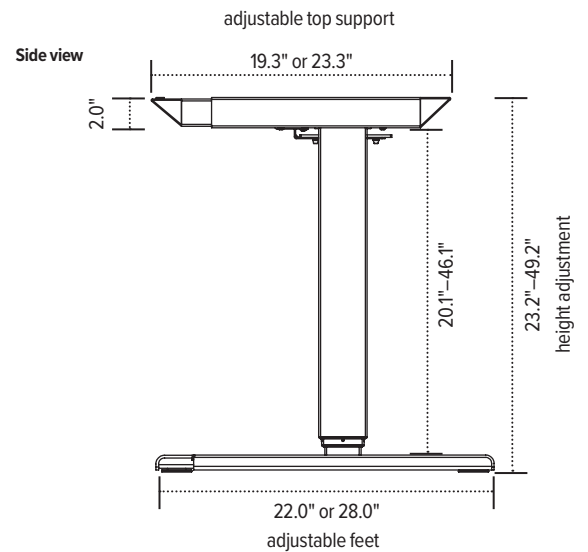
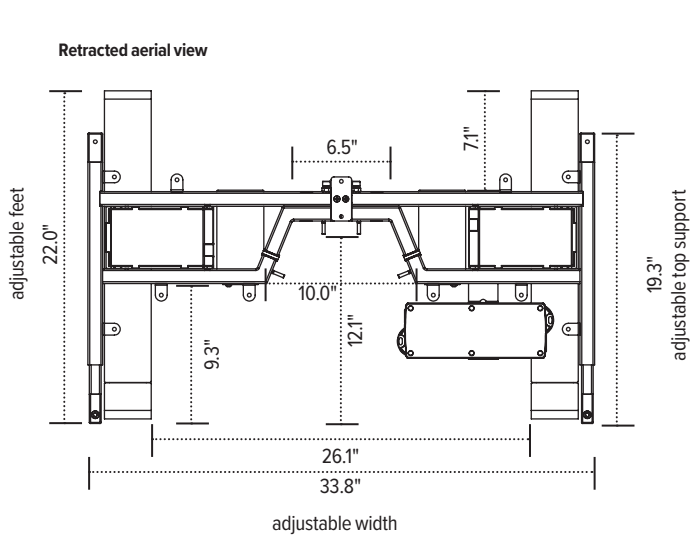


esi

800.833.3746  
esiergo.com

# All-Flex 2-leg

electric table base



The base dimensions as shown are actual.

**esi**

800.833.3746  
esiergo.com