



Victory-LX[™] 2-Leg

electric table base

Victory-LX 2-Leg

electric table base



drawers easily slide over feet



digital keypad



locking casters

Caster Kit

- Set of caster for table bases
- Increases height by 2.0"
- Locking casters for security

MODEL # CASTERKIT-LX-2LEG

Product specs

- Electric height adjustment
- 220 lbs. base lifting capacity
- 1.4"/sec adjustment speed
- 26.1" height adjustment range
 - 21.6"–47.7" (low/high)
(excluding worksurface)
- Three stage adjustable legs
- Adjustable width frame
- Soft start
- Anti-collision safety feature
- Locking casters available
- Two motors
- ADA compliant
- 105.0" power cord
- Table base is UL962 listed
- Meets or Exceeds BIFMA x5.5 requirements
- Meets BIFMA GI-2013 ergonomic standards when used with a 1.0" worksurface
- Works with peds or storage with 20.0" max. height
- Low standby power consumption
- Steel frame and foot construction
- Digital programmable keypad with three memory settings
- Keypad can slide under worksurface to store out of the way
- Warranty: 15 yrs. (structural) / 7 yrs. (mechanical)

Available base finishes


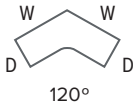
- ☐ Silver -SLV
- ☒ Black -BLK
- ☐ White -WHT

esi

800.833.3746
esiergo.com

Victory-LX 2-Leg

electric table base

Table bases		Available worksurfaces				
Table base model	Worksurface shape	Worksurface dimension	TFL Quick ship	TFL Standard	HPL Standard	
2VT-LX-C36-24-__ _	 W D Rectangle	36"w x 24"d	—	●	●	
		42"w x 24"d	—	●	●	
		48"w x 24"d	●	●	●	
2VT-LX-C48-24-__ _		60"w x 24"d	—	●	●	
		72"w x 24"d	—	●	●	
		84"w x 24"d	—	●	●	
2VT-LX-C36-30-__ _		36"w x 30"d	—	●	●	
		42"w x 30"d	—	●	●	
		48"w x 30"d	—	●	●	
2VT-LX-C48-30-__ _		60"w x 30"d	●	●	●	
		72"w x 30"d	—	●	●	
Table base model	Worksurface shape	Worksurface dimension	TFL Quick ship	TFL Standard	HPL Standard	
2VT-LX-C36-24-__ _	 W D 120°	48"w x 24"d	—	●	●	
2VT-LX-C48-24-__ _		60"w x 24"d	—	—	●	
		72"w x 24"d	—	—	●	
2VT-LX-C36-30-__ _		48"w x 30"d	—	—	●	
2VT-LX-C48-30-__ _		60"w x 30"d	—	—	●	
		72"w x 30"d	—	—	●	

Worksurface Program

Multiple worksurface shapes and laminates are available. See the Complete Table & Worksurface Ordering Guide for worksurface details including pricing and laminate colors. TFL Quick ship worksurfaces are shipped out in 48 hours, TFL and HPL Standard worksurfaces ship in 2–3 weeks.

Table bases and worksurfaces can be purchased independently or as a combination.

ESI table bases and worksurfaces are made to exact dimensions. If nominal sizing is needed, please specify when ordering.

esi

800.833.3746

esiergo.com

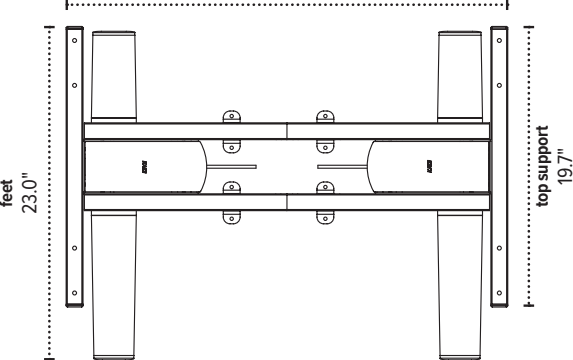
© 2019 Fellowes, Inc. V32 catalog pricing.

Victory-LX 2-Leg

electric table base

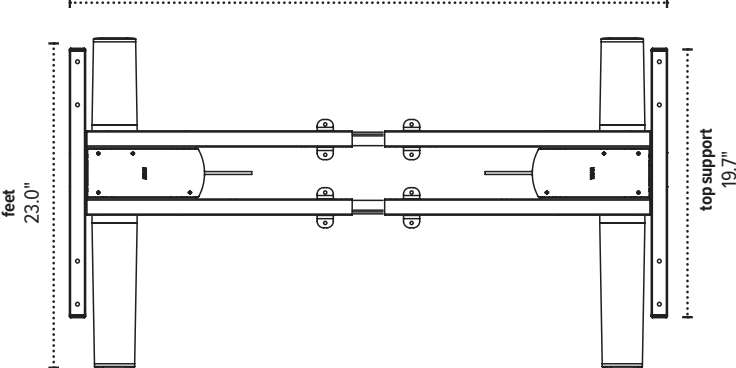
2VT-LX-C36-24

adjustable width
30.8"–47.0"



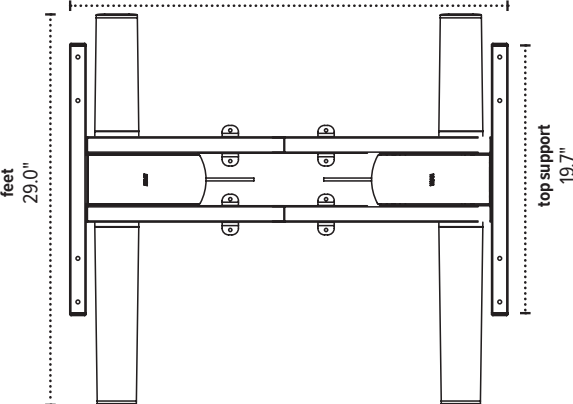
2VT-LX-C48-24

adjustable width
42.7"–71.0"



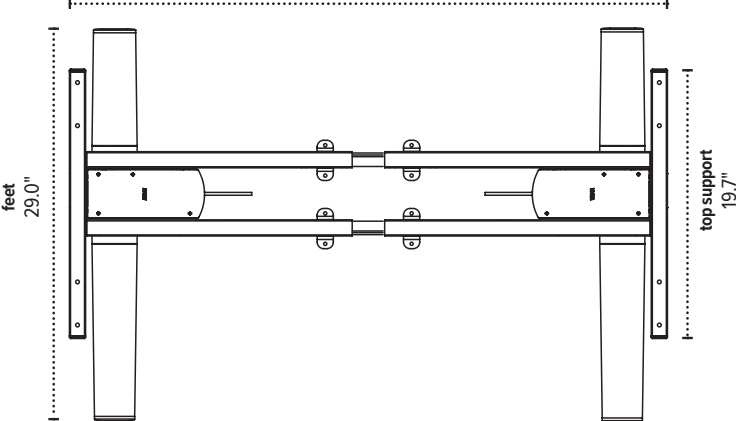
2VT-LX-C36-30

adjustable width
30.8"–47.0"



2VT-LX-C48-30

adjustable width
42.7"–71.0"



The base dimensions as shown are actual.