



Lotus™ VE

single monitor arm sit-to-stand workstation

Lotus™ VE

single monitor arm sit-to-stand workstation




raised



lowered

Product Specs

- Pneumatic height adjustment
- Clamp mounts to worksurface (1.0" to 3.1" thick)
- 15.0" column height adjustment range
- Precision positioning
- 25 lbs. platform weight capacity
- 28.3"w x 7.5"d top platform
- 28.7"w x 8.9"d keyboard platform
- 24.0" min. worksurface depth
- Cable management
- Assembly required
- Single monitor arm integration
 - 14.0" monitor mount height range
 - 20 lbs. max. monitor weight
- Not available on GSA contract 
- Warranty: 5 yr.

Model

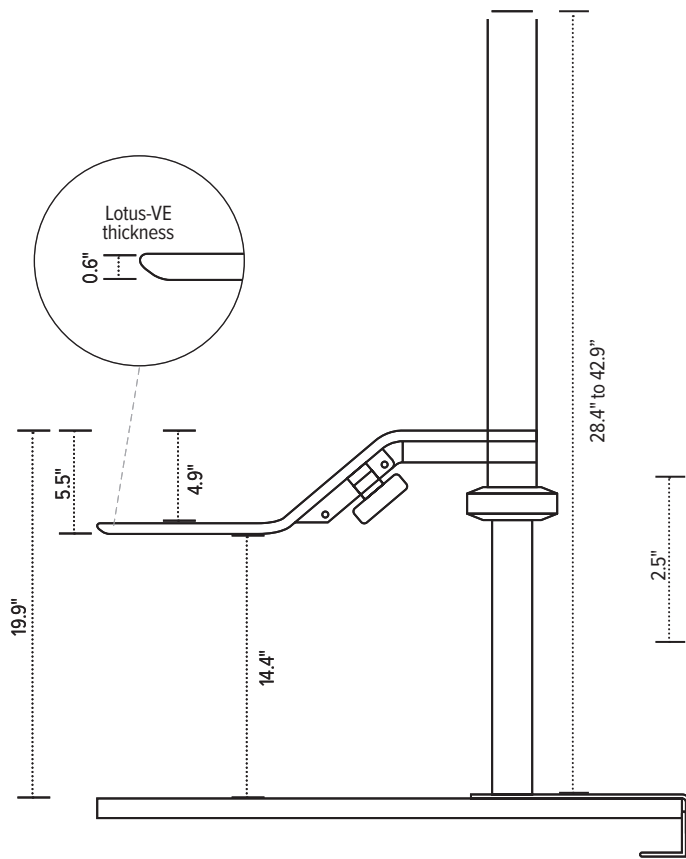
● LOTUS-VE1-BLK

esi

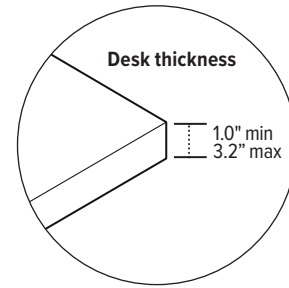
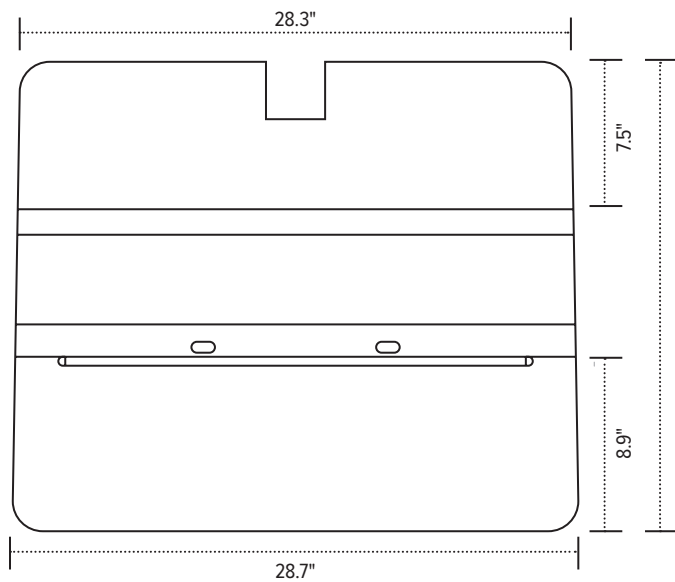
800.833. 3746
esiergo.com

Lotus™ VE

single monitor arm sit-to-stand workstation

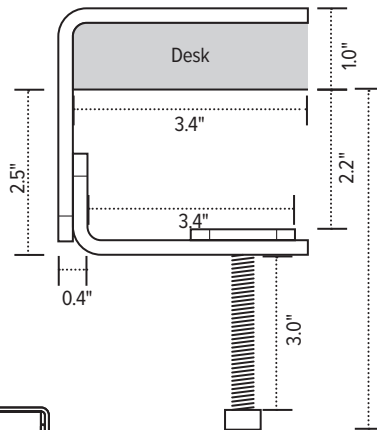


Top view

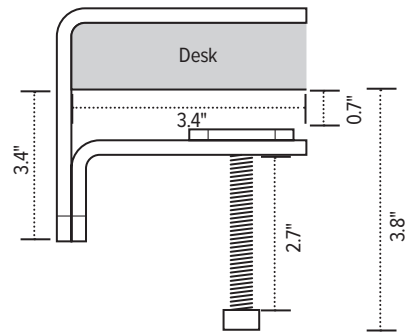


Desk clamp

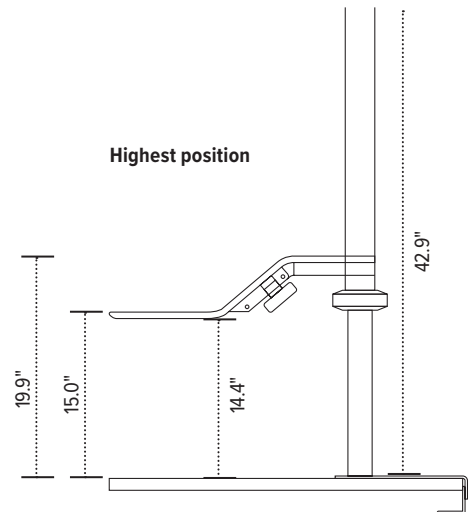
Max worksurface thickness



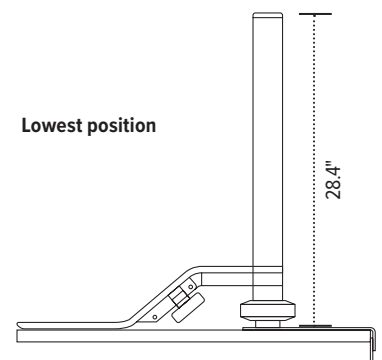
Min worksurface thickness



Highest position



Lowest position



esi

800.833. 3746
esiergo.com