

# Kata™ EX-Stem

Single short fixed monitor arm

# Kata™ EX-Stem

Single short fixed monitor arm



tension adjustment



integrated tool storage



grommet mount



desk clamp



connection sleeve

## Product specs

- Manual height adjustment
- Recommended for shallow worksurfaces  
24.0" deep or less
- 11.1" arm extension
- 11.1" arm retraction
- +90°/-45° monitor tilt
- ±90° VESA rotation
- 16.0" pole height (*includes base*)
- Up to 20.0 lb. weight capacity
- VESA 75mm/100mm quick release
- Specify a grommet mount or a  
desk clamp mount
- Tension adjustment indicator for precision  
installation
- Each connection sleeve can accommodate  
up to three monitors depending on the  
configuration
- Partially assembled for quick installation
- Integrated cord management
- Integrated tool holder
- Meets or exceeds ANSI/BIFMA x5.5 guidelines
- Warranty: 15 yr.
- Designed for ESI by Roger Webb Associates  
of London, England

## Model #

- ☐ KATAEX1-DC-ST-SLV
- ☒ KATAEX1-DC-ST-BLK
- ☐ KATAEX1-DC-ST-WHT
- ☐ KATAEX1-GM-ST-SLV
- ☒ KATAEX1-GM-ST-BLK
- ☐ KATAEX1-GM-ST-WHT

## KataEX monitor arm key

F - Fixed monitor arm

M - Motion monitor arm

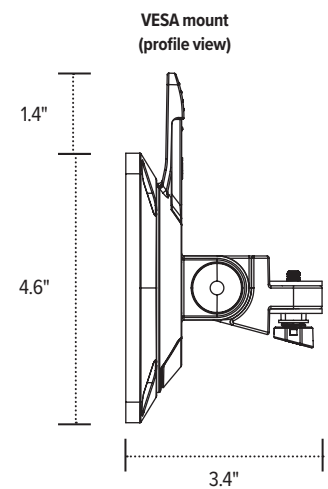
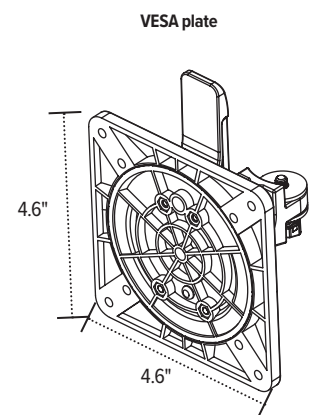
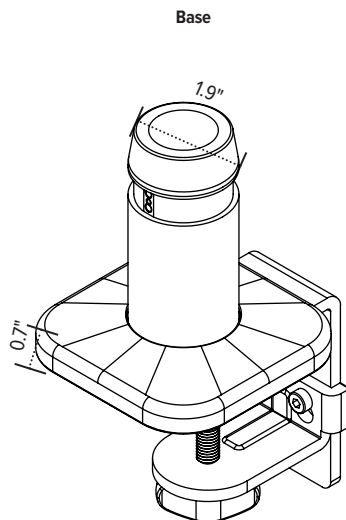
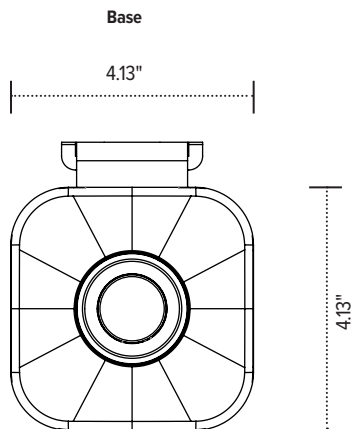
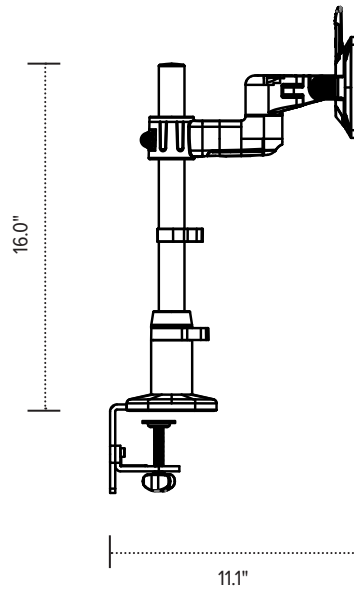
S - Slider mount

esi

800.833.3746  
esiergo.com

# Kata™ EX-Stem

Single short fixed monitor arm



esi

800.833.3746  
esiergo.com