

Espre<sup>™</sup>

pneumatic table base

# Espree

pneumatic table base

foot at 28.0"



foot at 22.0"



With no power needed, it is both environmentally friendly and easy to retrofit any space with power limitations

## Product specs

- Pneumatic height adjustment
- 38 lbs.–83 lbs. base lifting capacity (2ESP-C48-ADJ)
- 49 lbs.–94 lbs. base lifting capacity (2ESP-C60-ADJ)
- 19.6" height adjustment range
  - 26.2"–45.8" (low/high) *(excluding worksurface)*
- Two stage adjustable legs
- Foot is adjustable to 22.0" or 28.0" *(patented design)*
- Fixed width frame
- Locking casters are available
- Table bases accommodate worksurfaces measuring 48.0" and 60.0" in width
- Counterbalanced columns provide smooth, synchronized height
- For weight adjustability, see information on ESI's alternative table base, the Weight Adjustable Espree
- Warranty: 15 yr. structural / 7 yr. mechanical



## Available base finishes

☐ Silver -SLV

☒ Black -BLK

☐ White -WHT

LT=CALL FOR ON HAND AVAILABILITY

## Caster Kit

- Set of casters for table bases
- Increases height by 2.0"
- Locking casters for security

MODEL # CASTERKIT-2ESP \$70



locking casters

esi

800.833.3746  
esiergo.com

### Table bases

Table base model	List price
3ESP-C48-ADJ- _ _ _	\$1,854

3ESP-C60-ADJ- _ _ _	\$1,893
---------------------	---------

### Available worksurfaces


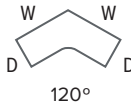
Worksurface shape	Worksurface dimension	TFL Quick ship	TFL Standard	HPL Standard
 Rectangle	48"w x 24"d	2R4824-QS-TFL-__ \$250	2R4824-TFL-__ \$250	2R4824-HPL-__ \$350
	48"w x 30"d	—	2R4830-TFL-__ \$275	2R4830-HPL-__ \$380
	60"w x 24"d	—	2R6024-TFL-__ \$300	2R6024-HPL-__ \$420
	60"w x 30"d	2R6030-QS-TFL-__ \$350	2R6030-TFL-__ \$350	2R6030-HPL-__ \$440

Table base model	List price
3ESP-C48-ADJ- _ _ _	\$1,854

3ESP-C60-ADJ- _ _ _	\$1,893
---------------------	---------

Worksurface shape	Worksurface dimension	TFL Quick ship	TFL Standard	HPL Standard
 120°	48"w x 24"d	—	120-4824-TFL-__ \$815	120-4824-HPL-__ \$1,141
	48"w x 30"d	—	—	120-4830-HPL-__ \$1,295
	60"w x 24"d	—	—	120-6024-HPL-__ \$1,605
	60"w x 30"d	—	—	120-6030-HPL-__ \$1,625

### Worksurface Program

Multiple worksurface shapes and laminates are available. See the Complete Table & Worksurface Ordering Guide for worksurface details including pricing and laminate colors. TFL Quick ship worksurfaces are shipped out in 48 hours, TFL and HPL Standard worksurfaces ship in 2–3 weeks.

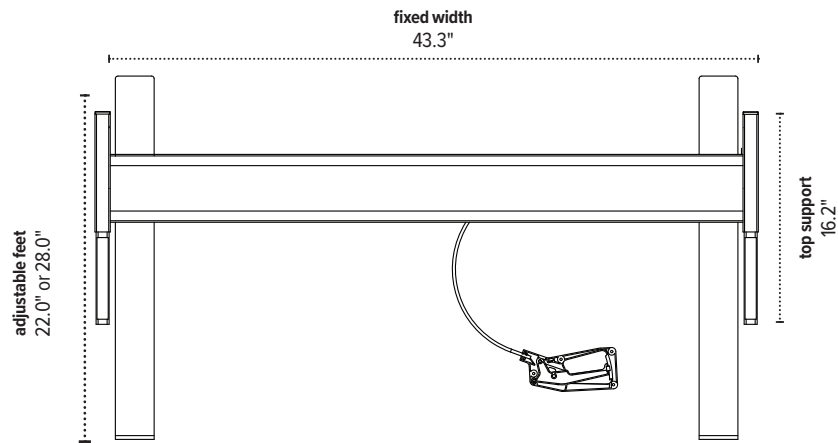
Table bases and worksurfaces can be purchased independently or as a combination.

ESI table bases and worksurfaces are made to exact dimensions. If nominal sizing is needed, please specify when ordering.

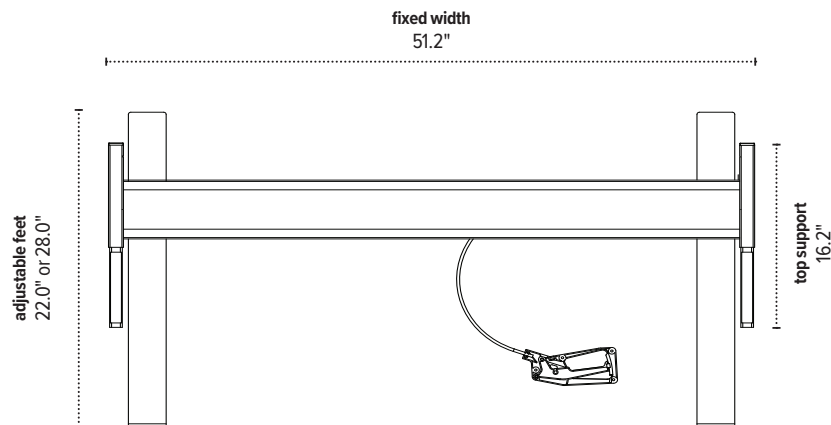
# Espree

pneumatic table base

2ESP-C48-ADJ



2ESP-C60-ADJ



The base dimensions as shown are actual.

esi

800.833.3746  
esiergo.com

© 2019 Fellowes, Inc. V32 catalog pricing.