



Kata™ EX1-FM

Single fixed + motion monitor arm

KataEX1-FM

Single fixed + motion monitor arm



tension adjustment



integrated tool storage



grommet mount



desk clamp



connection sleeve

Product specs

- Finger touch dynamic height adjustment
- Recommended for worksurfaces 36.0" deep or less
- 32.2" arm extension
- 5.6" arm retraction
- +90°/-45° monitor tilt
- ±90° VESA rotation
- 4.0lb.–20.0lb. weight capacity
- 16.0" pole height (includes base)
- VESA 75mm/100mm quick release
- 180° lock-out feature
- Specify a grommet mount or a desk clamp mount
- Tension adjustment indicator for precision installation
- Each connection sleeve can accommodate up to three monitors depending on the configuration
- Partially assembled for quick installation
- Integrated cord management
- Integrated tool holder
- Meets or exceeds ANSI/BIFMA x5.5 guidelines
- Designed for ESI by Roger Webb Associates of London
- Warranty: 15 yr.

Model #	List price
<input type="radio"/> KATAEX1-DC-FM-SLV	\$513
<input checked="" type="radio"/> KATAEX1-DC-FM-BLK	\$513
<input type="radio"/> KATAEX1-DC-FM-WHT	\$513
<input type="radio"/> KATAEX1-GM-FM-SLV	\$513
<input checked="" type="radio"/> KATAEX1-GM-FM-BLK	\$513
<input type="radio"/> KATAEX1-GM-FM-WHT	\$513

KataEX monitor arm key	Available mounting options
F - Fixed monitor arm	DC - Desk clamp
M - Motion monitor arm	GM - Grommet mount
S - Slider mount	

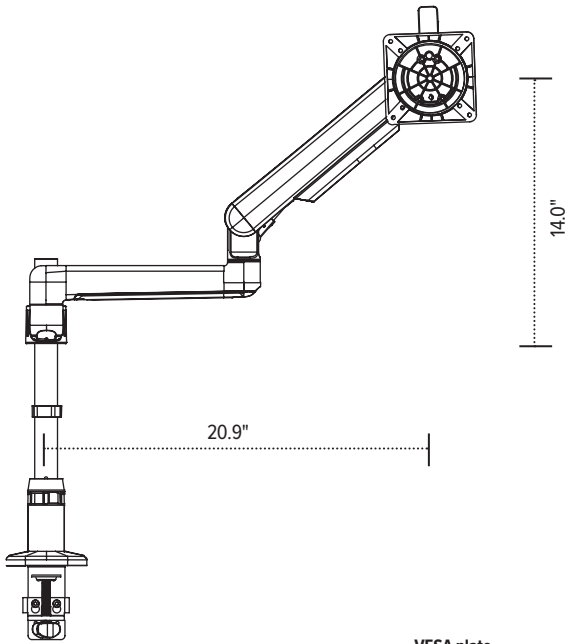
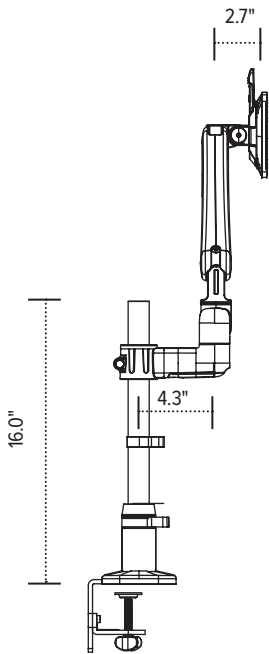
KataEX for every need

- As workstation needs change, so can the KataEX configurations. Additional components sold separately
- Benching system mount(s) available

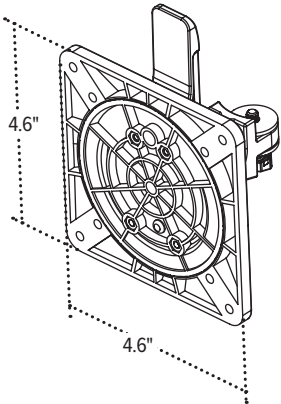
Call our Customer Service Department for compatibility and pricing for custom configurations.

KataEX1-FM

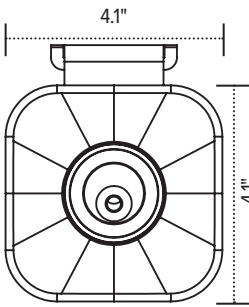
Single fixed + motion monitor arm



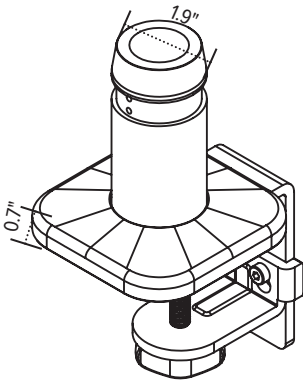
VESA plate



Base



Base



VESA mount
Profile view

