

esi | work gear




Trada™

Electric height adjustable table base



C-leg



three stage adjustable leg



keypad with up and down buttons



locking casters

### Product specs

- Electric height adjustment
- 265 lbs. base lifting capacity
- 1.5"/sec adjustment speed
- 25.5" height adjustment range
  - 24.5"–50.0" (low/high)
  - (excluding worksurface)
- Anti-collision
- Three stage adjustable legs
- C-leg
- Adjustable width frame accommodates worksurfaces 48.0"–72.0"
- Soft start and stop
- Locking casters available
- Two motors
- ADA compliant
- 9' power cord
- Table base is UL962 listed
- Meets or exceeds BIFMA x5.5, and CSA C22.2 #68 guidelines
- Works with peds or storage with 22.0" max. height
- Low standby power consumption
- Steel frame and foot construction
- Keypad with up and down buttons
- Complete tables available (base and top)
- Warranty: 15 yrs. (structural)/7 yrs. (mechanical)

### Available base finishes

- ☐ Silver -SLV
- ☒ Black -BLK
- ☐ White -WHT

### Caster Kit

- Set of casters for table base
- Increases height by 2.0"
- Locking casters for security

Model # CASTERKIT-2TD \$53

### Complete table model # breakdown:

2TD\_\_R4824-T\_\_

a b c d e f g h

- a: number of legs
- b: type of table base
- c: finish of base
- d: worksurface shape
- e: worksurface width
- f: worksurface width
- g: laminate material
- h: laminate color

### 48.0" x 24.0" quick ship complete table

- Trada table base with a 48.0"w x 24.0"d rectangle TFL worksurface

Model # 2TD\_\_R4824-T\_\_ \$1,199

### 60.0" x 30.0" quick ship complete table

- Trada table base with a 60.0"w x 30.0"d rectangle TFL worksurface

Model # 2TD\_\_R6030-T\_\_ \$1,299

■ base finish notation ■ laminate color notation

### Available base finishes


- ☐ Silver -S
- ☒ Black -B
- ☐ White -W

### Available TFL quick ship laminates

- ☒ Beigewood -BG
- ☒ Phantom Charcoal -PC
- ☒ Shadow Oak -SO
- ☐ Designer White -DW
- ☐ Light Grey -LG
- ☐ Dove Grey -DV

### Trada tables

Quick ship complete table options include: silver, black, or white table bases; 48.0"x24.0" or 60.0"x30.0" rectangle worksurfaces; all six TFL laminates. For all other combinations, please call our Customer Service Department for the estimated lead time and cost.

Table bases		Available worksurfaces					
Table base model	List price	Worksurface shape	Worksurface dimension	TFL standard		HPL standard	HPL premium
				Quick ship	Standard ship	Standard ship	Standard ship
2TD-C48-24-___	\$949	 W D Rectangle	48"w x 24"d	2R4824-QS-TFL-__ \$250	2R4824-TFL-__ \$250	2R4824-HPL-__ \$350	2R4824-PHPL-__ \$382
			60"w x 24"d	—	2R6024-TFL-__ \$300	2R6024-HPL-__ \$420	2R6024-PHPL-__ \$458
			72"w x 24"d	—	2R7224-TFL-__ \$375	2R7224-HPL-__ \$460	2R7224-PHPL-__ \$501
2TD-C48-30-___	\$949	Rectangle	48"w x 30"d	—	2R4830-TFL-__ \$275	2R4830-HPL-__ \$380	2R4830-PHPL-__ \$ 414
			60"w x 30"d	2R6030-QS-TFL-__ \$350	2R6030-TFL-__ \$350	2R6030-HPL-__ \$440	2R6030-PHPL-__ \$480
			72"w x 30"d	—	2R7230-TFL-__ \$400	2R7230-HPL-__ \$480	2R7230-PHPL-__ \$523

### Worksurface program

Multiple worksurface shapes and laminates are available. See the Complete Table & Worksurface Ordering Guide for worksurface details including pricing and laminate colors. TFL quick ship worksurfaces are shipped out in 48 hours, TFL standard and HPL standard/premium worksurfaces ship within three weeks. Lead time may vary depending on quantities ordered and their availability.

*Table bases and worksurfaces can be purchased independently or as a complete table.*

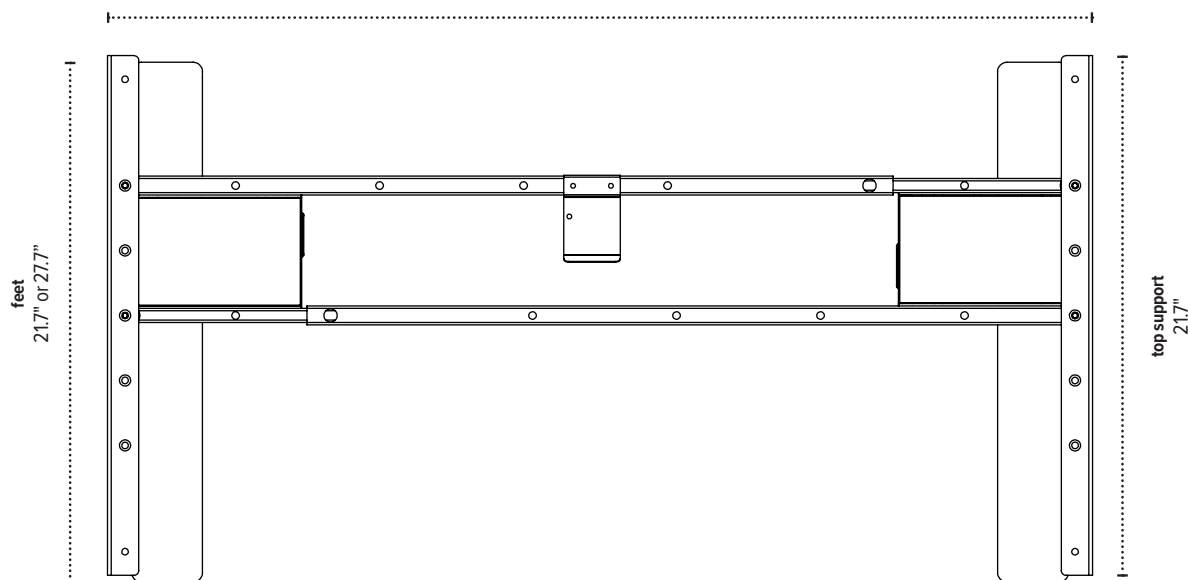
*ESI worksurfaces are made to exact dimensions. If nominal sizing is needed, please specify when ordering.*

# Trada

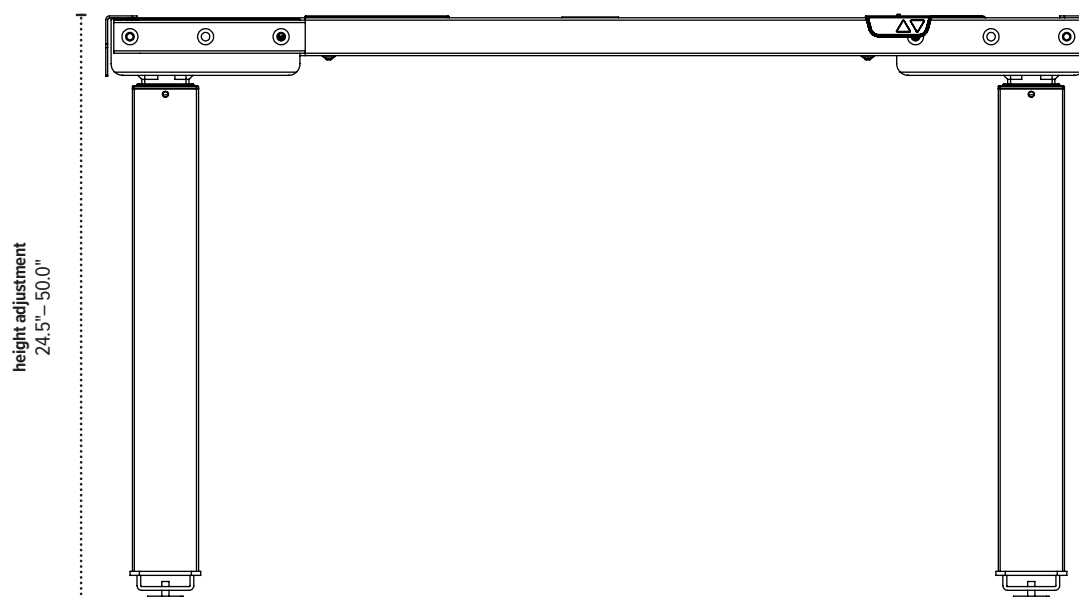
## Electric height adjustable table base

Top view

adjustable frame  
41.0" – 59.5"



Front view



The base dimensions as shown are actual.

esi

800.833.3746  
esiergo.com

© 2020 Fellowes, Inc. V32 catalog pricing. All prices are in U.S. dollars.