

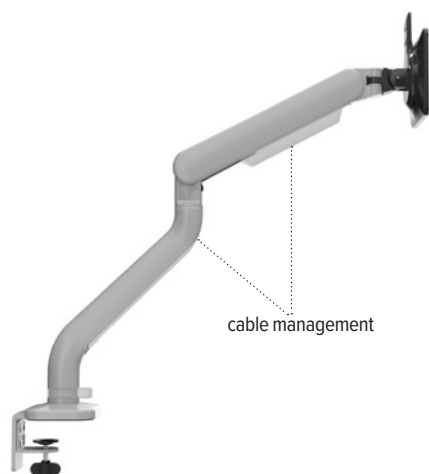


Kata™

single monitor arm

Kata

single monitor arm



cable management



tension adjustment



integrated tool storage



grommet mount



clamp mount

Product Specs

- Designed by Roger Webb Associates of London
- Finger touch dynamic height adjustment
- Recommended for worksurfaces 24.0"–36.0" deep
- 14.0" height adjustment range
7.0"–21.0" (low/high)
- 21.0" arm extension
- 5.5" arm retraction
- +90°/-25° monitor tilt
- ±90° VESA rotation
- 4.0lb.–20.0lb. weight capacity
- VESA 75mm/100mm quick release
- 180° lock-out feature
- Desk clamp or grommet mount included
- Tension adjustment indicator for precision installation
- Capable of portrait and landscape orientation
- Partially assembled for quick installation
- Integrated cord management
- Integrated tool holder within the VESA plate keeping hex keys accessible
- Warranty: 15 yr.

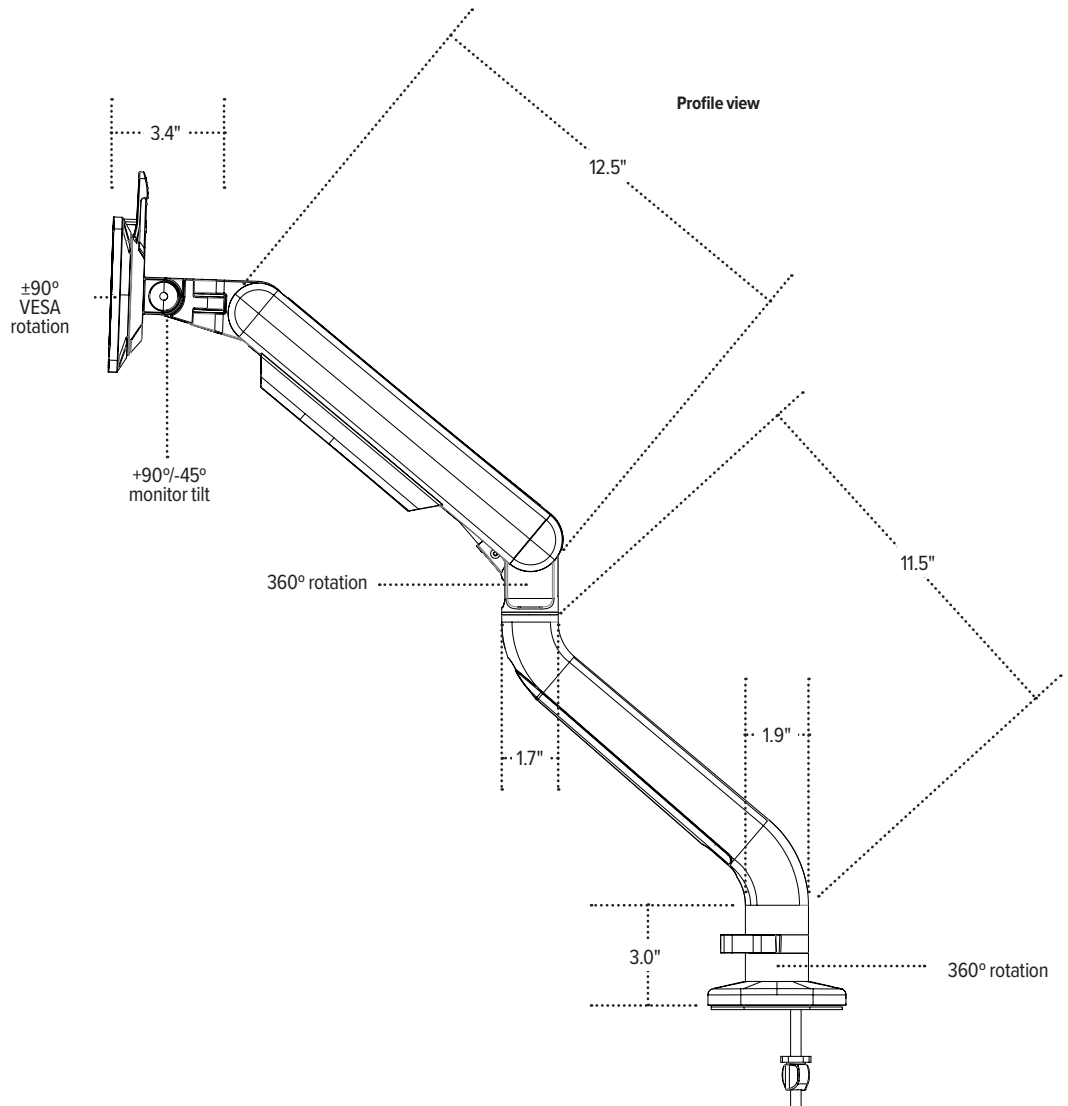
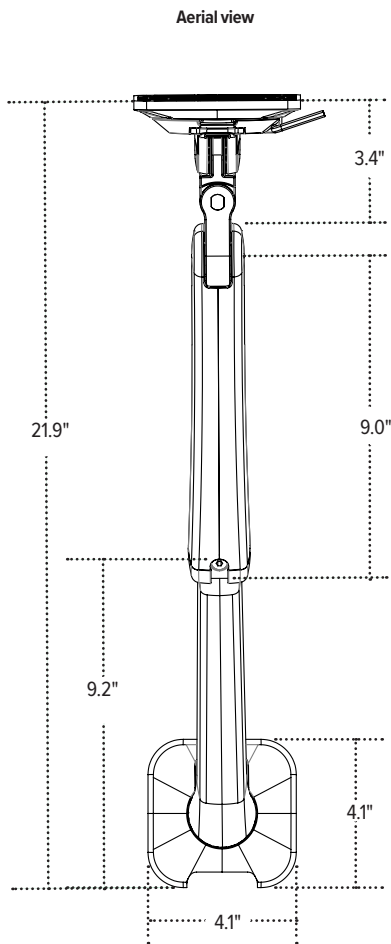
Model #	List price
<input type="radio"/> KATA-DC-SLV	\$400
<input checked="" type="radio"/> KATA-DC-BLK	\$400
<input type="radio"/> KATA-DC-WHT	\$400
<input type="radio"/> KATA-GM-SLV	\$400
<input checked="" type="radio"/> KATA-GM-BLK	\$400
<input type="radio"/> KATA-GM-WHT	\$400

esi

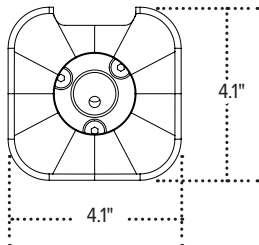
800.833.3746
esiergo.com

Kata

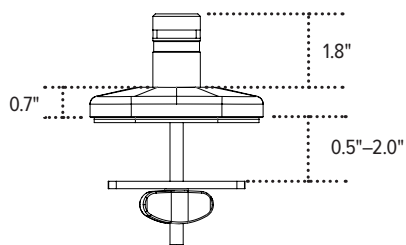
single monitor arm



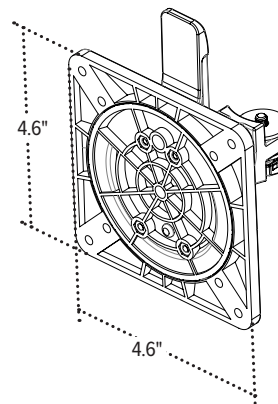
**Base
(bottom view)**



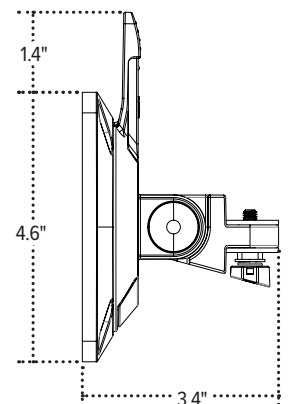
**Base
(straight on view)**



VESA Plate



**VESA
(profile view)**



esi

800.833.3746
esiergo.com