

esi

Complete Table & Worksurface Guide



Table of Contents

- Table base overview 5
- Triumph-LX 6
- Victory-LX 2-leg 8
- Victory-LX 3-leg10
- All-Flex 2-leg14
- All-Flex 3-leg16
- Brisa 20
- Premium 2-leg 22
- Premium 3-leg 24
- Esprea 26
- Weight Adjustable Esprea 28
- Q Crank 30
- Crank 32
- Worksurfaces overview 36
- TFL Quick ship worksurfaces 38
- TFL Standard worksurfaces 38
- HPL Standard worksurfaces 39
- Laminate options 40
- Motific 43
- Terms and Conditions 44

Table bases

Table base overview

How to order:

Most tables have multiple part numbers to accommodate varying worksurface dimensions.

Finishes come in three colors
Silver (-SLV), Black (-BLK) or White (-WHT)

Use the table base code with the three letter color code to complete your part number

Part number breakdown:

1. Pick your table base size

2T-LX-C28-24-SLV

2. Pick your table base finish

2T-LX-C28-24-SLV

2T-LX-C28-24-SLV

*This product number represents:
Triumph-LX
Silver finish
Accommodates worksurfaces 36" w x 24" d, 42" w x 24" d or 48" w x 24" d*

General Information

Table bases

Table bases can be sold separately or in combination with a worksurface.

Warranty: 15 yr. (structural) / 7 yr. (mechanical)

Sizing

ESI table bases are made to exact dimensions.

Lead times

The **LT** product marker indicates that the lead time may vary depending on quantities, orders and their availability. Please contact our Customer Service Department for on-hand inventory when placing orders for products marked with LT.

Triumph-LX™ 2-leg



Product specs

- Electric height adjustment
- 220lbs. base lifting capacity
- 1.4"/sec. adjustment speed
- 17.3" height adjustment range
 - 26.1"–43.4"(low/high) *(excluding worksurface)*
- Two stage adjustable legs
- Adjustable width frame
- Two motors
- Soft start
- Anti-collision safety feature
- Locking casters are available
- ADA compliant
- 105.0" power cord
- Steel frame and foot construction
- Works with peds or storage with 20.0" max. height
- Low standby power consumption
- Meets or exceeds BIFMA x5.5 requirements
- Digital programmable switch with three memory settings
- Keypad can slide under worksurface to store out of the way
- Warranty: 15 yr. *(structural)* / 7 yr. *(mechanical)*

Available base finishes

☐ Silver -SLV
 ☒ Black -BLK
 ☐ White -WHT

Caster kit

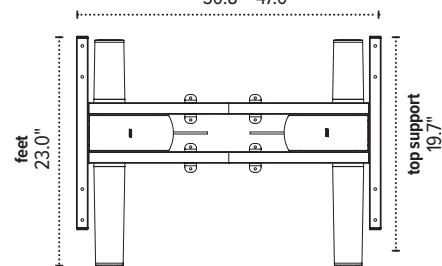
Sets of caster wheels for table bases
 Increases height by 2.0"
 Locking casters for security

\$53

MODEL # CASTERKIT-LX-2LEG

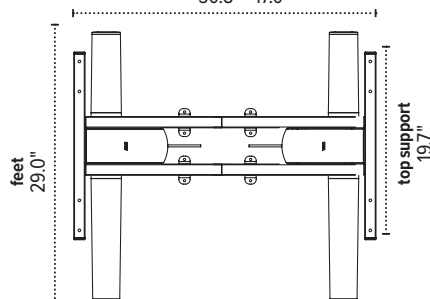
2T-LX-C28-24

adjustable width
30.8"–47.0"



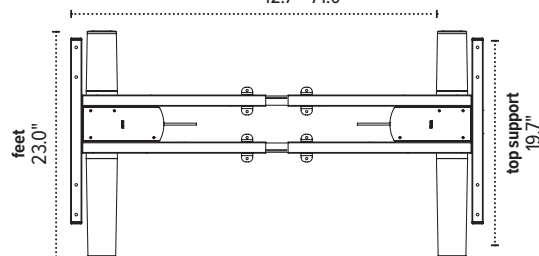
2T-LX-C28-30

adjustable width
30.8"–47.0"



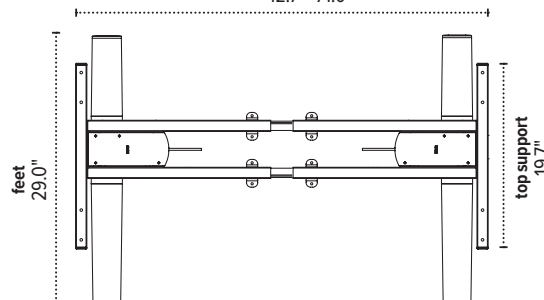
2T-LX-C40-24

adjustable width
42.7"–71.0"



2T-LX-C40-30

adjustable width
42.7"–71.0"



The base dimensions as shown are actual.

Table bases		Available workspaces				
Table base model	List price	Workspace shape	Workspace dimension	TFL Quick ship	TFL Standard	HPL Standard
2T-LX-C28-24-___	\$943	 W Rectangle	36"w x 24"d	—	●	●
			42"w x 24"d	—	●	●
			48"w x 24"d	●	●	●
2T-LX-C40-24-___	\$943		60"w x 24"d	—	●	●
			72"w x 24"d	—	●	●
			84"w x 24"d	—	●	●
2T-LX-C28-30-___	\$943		36"w x 30"d	—	●	●
			42"w x 30"d	—	●	●
			48"w x 30"d	—	●	●
2T-LX-C40-30-___	\$943		60"w x 30"d	●	●	●
			72"w x 30"d	—	●	●
Table base model	List price	Workspace shape	Workspace dimension	TFL Quick ship	TFL Standard	HPL Standard
2T-LX-C40-24-___	\$943	 W D 120°	48"w x 24"d	—	●	●
2T-LX-C40-30-___	\$943		48"w x 30"d	—	—	●

Worksurface program

Multiple worksurface shapes and laminates are available. See pages 36–41 for worksurface details including pricing and colors. TFL Quick ship worksurfaces are shipped out in 48 hours, TFL and HPL Standard worksurfaces ship in 2–3 weeks.

Table bases and worksurfaces can be purchased independently or as a combination.

ESI table bases and worksurfaces are made to exact dimensions. If nominal sizing is needed, please specify when ordering.

Victory-LX™ 2-leg



Product specs

- Electric height adjustment
- 220lbs. base lifting capacity
- 1.4"/sec adjustment speed
- 26.1" height adjustment range
 - 21.6"–47.7" (low/high) (excluding worksurface)
- Three stage adjustable legs
- Adjustable width frame
- Two motors
- Soft start
- Anti-collision safety feature
- Locking casters available
- Low standby power consumption
- ADA compliant
- 105.0" power cord
- Table base is UL962 listed
- Meets or exceeds BIFMA x5.5 requirements
- Meets BIFMA GI-2013 ergonomic standards when used with a 1.0" worksurface
- Works with peds or storage with 20.0" max. height
- Steel frame and foot construction
- Digital programmable switch with three memory settings
- Keypad can slide under worksurface to store out of the way
- Warranty: 15 yr. (structural) / 7 yr. (mechanical)

Available base finishes

☐ Silver -SLV
 ☒ Black -BLK
 ☐ White -WHT

Caster kit

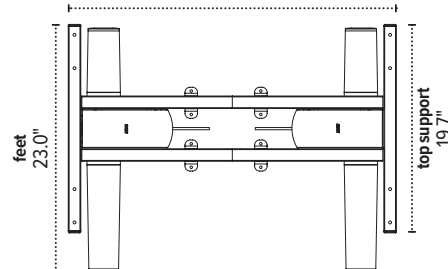
Sets of caster wheels for table bases
 Increases height by 2.0"
 Locking casters for security

\$53

MODEL # CASTERKIT-LX-2LEG

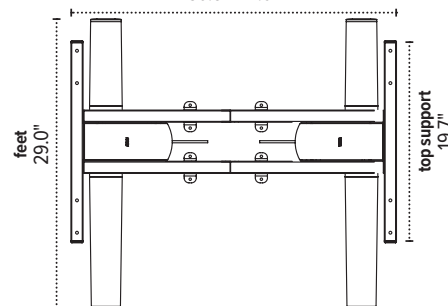
2VT-LX-C36-24

adjustable width
30.8"–47.0"



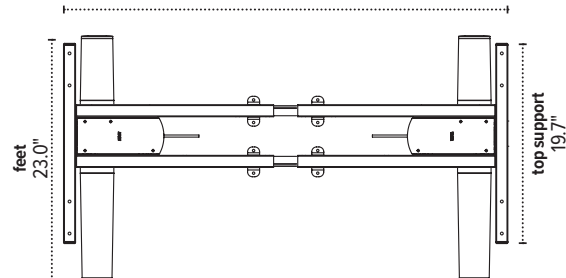
2VT-LX-C36-30

adjustable width
30.8"–47.0"



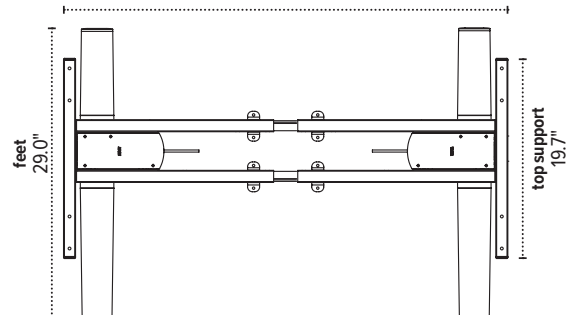
2VT-LX-C48-24

adjustable width
42.7"–71.0"



2VT-LX-C48-30

adjustable width
42.7"–71.0"



The base dimensions as shown are actual.

Table bases

Table base model	List price
------------------	------------

2VT-LX-C36-24-___ \$1,113

2VT-LX-C48-24-___ \$1,113

2VT-LX-C36-30-___ \$1,113

2VT-LX-C48-30-___ \$1,113

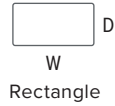
Table base model	List price
------------------	------------

2VT-LX-C36-24-___ \$1,113

2VT-LX-C48-24-___ \$1,113

2VT-LX-C36-30-___ \$1,113

2VT-LX-C48-30-___ \$1,113



Available worksurfaces

Worksurface shape	Worksurface dimension	TFL Quick ship	TFL Standard	HPL Standard
-------------------	-----------------------	----------------	--------------	--------------

36"w x 24"d

—

●

●

42"w x 24"d

—

●

●

48"w x 24"d

●

●

●

60"w x 24"d

—

●

●

72"w x 24"d

—

●

●

84"w x 24"d

—

●

●

36"w x 30"d

—

●

●

42"w x 30"d

—

●

●

48"w x 30"d

—

●

●

60"w x 30"d

●

●

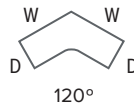
●

72"w x 30"d

—

●

●



48"w x 24"d

—

●

●

60"w x 24"d

—

—

●

72"w x 24"d

—

—

●

48"w x 30"d

—

—

●

60"w x 30"d

—

—

●

72"w x 30"d

—

—

●

Worksurface program

Multiple worksurface shapes and laminates are available. See pages 36–41 for worksurface details including pricing and colors. TFL Quick ship worksurfaces are shipped out in 48 hours, TFL and HPL Standard worksurfaces ship in 2–3 weeks.

Table bases and worksurfaces can be purchased independently or as a combination.

ESI table bases and worksurfaces are made to exact dimensions. If nominal sizing is needed, please specify when ordering.

Victory-LX™ 3-leg



Product specs

- Electric height adjustment
- 330lbs. base lifting capacity
- 1.4"/sec adjustment speed
- 26.1" height adjustment range
 - 21.6"–47.7" (low/high) (excluding worksurface)
- Three stage adjustable legs
- Adjustable width frame
- Two motors
- Soft start
- Anti-collision safety feature
- Locking casters available
- Low standby power consumption
- ADA compliant
- 105.0" power cord
- Table base is UL962 listed
- Meets or exceeds BIFMA x5.5 requirements
- Meets BIFMA GI-2013 ergonomic standards when used with a 1.0" worksurface
- Works with peds or storage with 20.0" max. height
- Steel frame and foot construction
- Digital programmable switch with three memory settings
- Keypad can slide under worksurface to store out of the way
- Warranty: 15 yr. (structural) / 7 yr. (mechanical)

Available base finishes

☐ Silver -SLV
 ☒ Black -BLK
 ☐ White -WHT

Caster kit

Sets of caster wheels for table bases
 Includes third foot for caster installation
 Increases height by 2.0"
 Locking casters for security

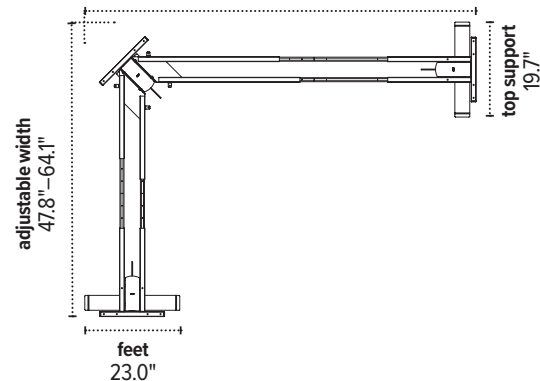
\$103

MODEL # CASTERKIT-LX-3LEG-SLV
 MODEL # CASTERKIT-LX-3LEG-BLK
 MODEL # CASTERKIT-LX-3LEG-WHT

3VT-LX-C4836-24

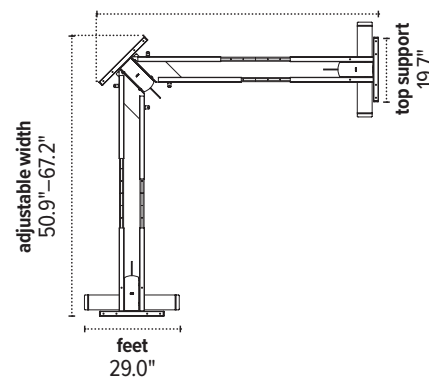
reversible configuration

adjustable width
59.1"–82.2"



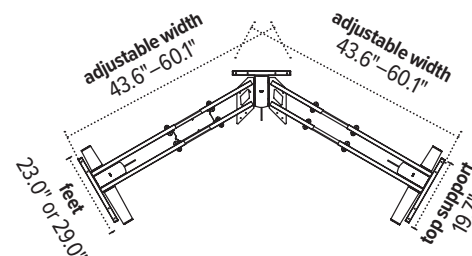
3VT-LX-C3636-30

adjustable width
50.9"–67.2"



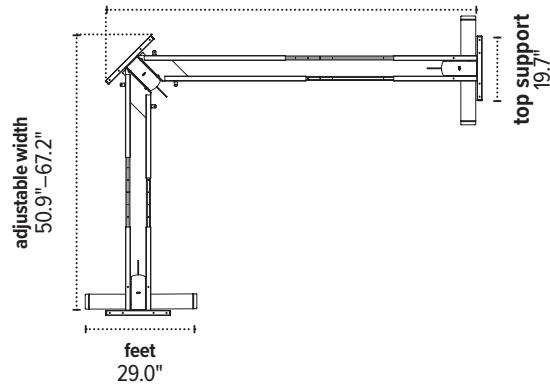
3VT-LX-C3636-24 & 3VT-LX-C3636-30

120° configuration



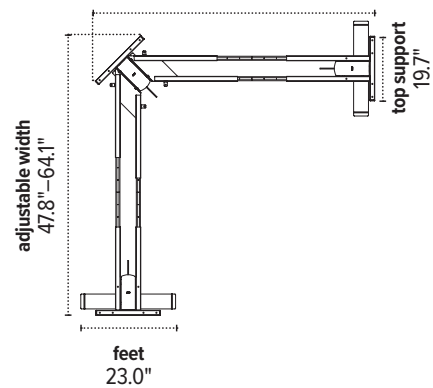
3VT-LX-C4836-30
reversible configuration

adjustable width
62.2"–85.3"



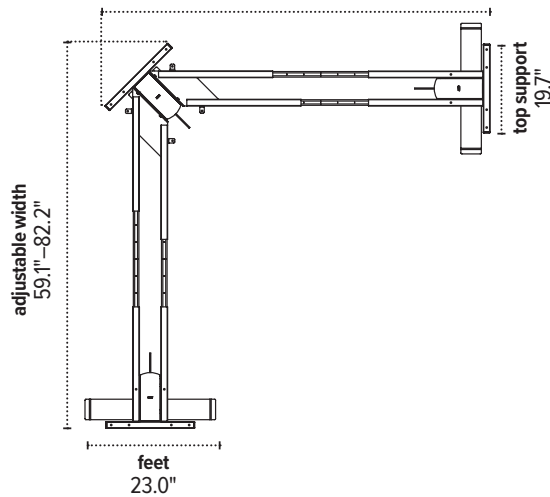
3VT-LX-C3636-24

adjustable width
47.8"–64.1"



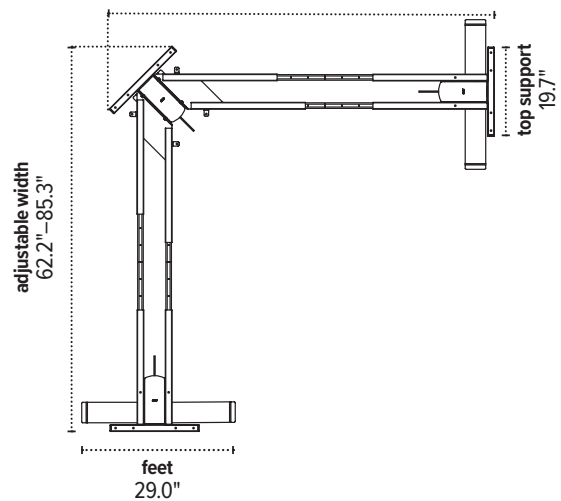
3VT-LX-C4848-24

adjustable width
59.1"–82.2"

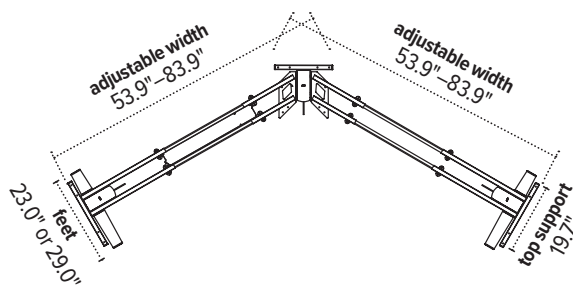


3VT-LX-C4848-30

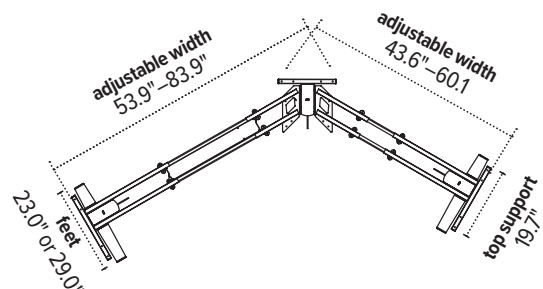
adjustable width
62.2"–85.3"



3VT-LX-C4848-24 & 3VT-LX-C4848-30
120° configuration



3VT-LX-C4836-24 & 3VT-LX-C4836-30
120° configuration



The base dimensions as shown are actual.

Table bases

Table base model	List price
3VT-LX-C3636-24-___	\$1,610

3VT-LX-C4848-24-___	\$1,610
---------------------	---------

3VT-LX-C4848-30-___	\$1,610
---------------------	---------

Table base model	List price
3VT-LX-C3636-24-___	\$1,610
3VT-LX-C4848-24-___	\$1,610

3VT-LX-C3636-30-___	\$1,610
3VT-LX-C4848-30-___	\$1,610

Table base model	List price
3VT-LX-C4836-24-___	\$1,610

3VT-LX-C4848-24-___	\$1,610
---------------------	---------

3VT-LX-C4836-30-___	\$1,610
---------------------	---------

3VT-LX-C4848-30-___	\$1,610
---------------------	---------

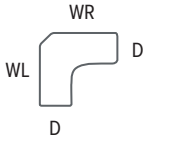
Table base model	List price
3VT-LX-C4836-24-___	\$1,610

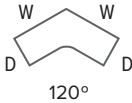
3VT-LX-C4848-24-___	\$1,610
---------------------	---------

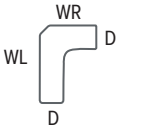
3VT-LX-C4836-30-___	\$1,610
---------------------	---------


3VT-LX-C4848-30-___	\$1,610
---------------------	---------

Available worksurfaces

Worksurface shape	Worksurface dimension	TFL Quick ship	TFL Standard	HPL Standard
 Large Equal Corner	42"wl x 42"wr x 24"d	—	●	●
	48"wl x 48"wr x 24"d	—	●	●
	60"wl x 60"wr x 24"d	—	●	●
	72"wl x 72"wr x 24"d	—	—	●
	84"wl x 84"wr x 24"d	—	—	●
	60"wl x 60"wr x 30"d	—	●	●
	72"wl x 72"wr x 30"d	—	—	●
	84"wl x 84"wr x 30"d	—	—	●

Worksurface shape	Worksurface dimension	TFL Quick ship	TFL Standard	HPL Standard
 120°	48"w x 24"d	—	●	●
	60"w x 24"d	—	—	●
	72"w x 24"d	—	—	●
	48"w x 30"d	—	—	●
	60"w x 30"d	—	—	●
	72"w x 30"d	—	—	●

Worksurface shape	Worksurface dimension	TFL Quick ship	TFL Standard	HPL Standard
 Offset Corner Left	60"wr x 48"wl x 24"d	—	●	●
	72"wl x 48"wr x 24"d	—	●	●
	72"wl x 60"wr x 24"d	—	●	●
	84"wl x 48"wr x 24"d	—	●	●
	84"wl x 60"wr x 24"d	—	—	●
	60"wl x 48"wr x 30"d	—	●	●
	72"wl x 48"wr x 30"d	—	●	●
	72"wl x 60"wr x 30"d	—	●	●
	84"wl x 48"wr x 30"d	—	—	●
	84"wl x 60"wr x 30"d	—	—	●

Worksurface shape	Worksurface dimension	TFL Quick ship	TFL Standard	HPL Standard
 Offset Corner Right	48"wl x 60"wr x 24"d	—	●	●
	48"wl x 72"wr x 24"d	—	●	●
	48"wl x 84"wr x 24"d	—	●	●
	60"wl x 72"wr x 24"d	—	●	●
	60"wl x 84"wr x 24"d	—	—	●
	48"wl x 60"wr x 30"d	—	●	●
	48"wl x 72"wr x 30"d	—	●	●
	48"wl x 84"wr x 30"d	—	●	●
	60"wl x 72"wr x 30"d	—	—	●
	60"wl x 84"wr x 30"d	—	—	●

Worksurface program

Multiple worksurface shapes and laminates are available. See pages 36–41 for worksurface details including pricing and colors. TFL Quick ship worksurfaces are shipped out in 48 hours, TFL and HPL Standard worksurfaces ship in 2–3 weeks.

Table bases and worksurfaces can be purchased independently or as a combination.

ESI table bases and worksurfaces are made to exact dimensions. If nominal sizing is needed, please specify when ordering.



Product shown: Centro, Edge, All-Flex 3-leg, FlexCharge4, Railway

All-Flex[®] 2-leg



Product specs

- Electric height adjustment
- 265 lbs. base lifting capacity
- 1.5"/sec adjustment speed
- One part number for all 2-leg sizes
- 26.0" height adjustment range
 - 23.2"–49.2" (low/high) (*excluding worksurface*)
- Three-stage adjustable legs
- Provides adjustable cross channels, top support, and feet making it one of the most adjustable table bases on the market
- Foot is adjustable to 22.0" or 28.0" (*patented design*)
- Adjustable width frame to fit worksurfaces 36.0"–84.0" wide
- Adjustable depth top support expands to accommodate worksurfaces 24.0"–36.0" deep
- Notched cross channel offers ample space for keyboard tray glide tracks
- 86.0" power cord
- Digital keypad with four memory settings
- Anti-collision safety feature
- Quick start
- Crossbar includes guide markings to assist in setting width
- Folding frame design for quick assembly
- Integrated control unit shelf
- Integrated storage for foot extension plate when not in use
- Integrated cable management
- Quiet adjustment
- Steel construction
- Low standby power consumption
- Table base is UL962 listed
- Lead free
- Two motors
- ADA compliant
- Locking casters are available
- Warranty: 15 yr. (*structural*) / 7 yr. (*mechanical*)



Available base finishes

- ☐ Silver -SLV ☒ Black -BLK **LT** ☐ White -WHT **LT**

Caster kit

Sets of caster wheels for table bases
Increases height by 2.0"
Locking casters for security

\$70

MODEL # CASTERKIT-FLEX2

Table bases

Available worksurfaces


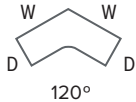
Table base model	List price	Worksurface shape	Worksurface dimension	TFL Quick ship	TFL Standard	HPL Standard
FLEX2-___	\$1,645	 Rectangle	36"w x 24"d	—	●	●
			42"w x 24"d	—	●	●
			48"w x 24"d	●	●	●
			60"w x 24"d	—	●	●
			72"w x 24"d	—	●	●
			84"w x 24"d	—	●	●
			36"w x 30"d	—	●	●
			42"w x 30"d	—	●	●
			48"w x 30"d	—	●	●
			60"w x 30"d	●	●	●
			72"w x 30"d	—	●	●

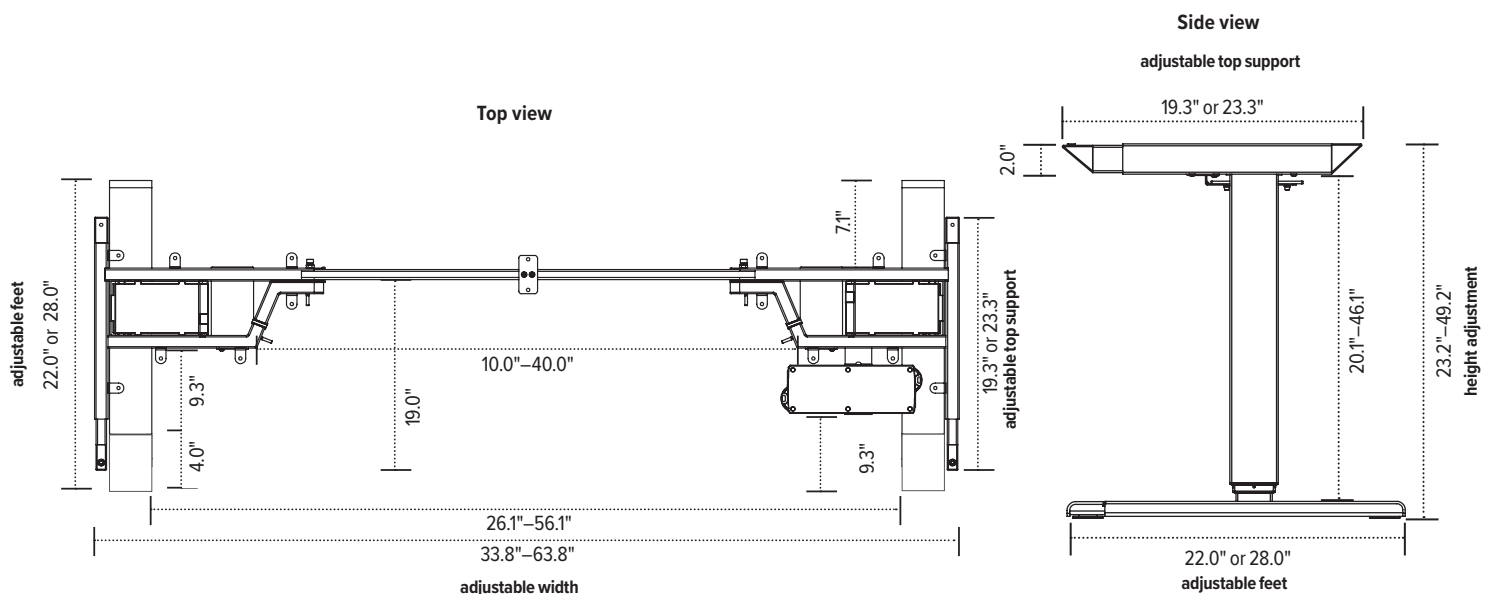
Table base model	List price	Worksurface shape	Worksurface dimension	TFL Quick ship	TFL Standard	HPL Standard
FLEX2-___	\$1,645	 120°	48"w x 24"d	—	●	●
			60"w x 24"d	—	—	●
			72"w x 24"d	—	—	●
			48"w x 30"d	—	—	●
			60"w x 30"d	—	—	●
			72"w x 30"d	—	—	●

Worksurface program

Multiple worksurface shapes and laminates are available. See pages 36–41 for worksurface details including pricing and colors. TFL Quick ship worksurfaces are shipped out in 48 hours, TFL and HPL Standard worksurfaces ship in 2–3 weeks.

Table bases and worksurfaces can be purchased independently or as a combination.

ESI table bases and worksurfaces are made to exact dimensions. If nominal sizing is needed, please specify when ordering.



The base dimensions as shown are actual.

All-Flex® 3-leg



Product specs

- Electric height adjustment
- 330 lbs. base lifting capacity
- 1.5"/sec adjustment speed
- One part number for all 3-leg sizes
- 26.0" height adjustment range
 - 23.2"–49.2" (low/high) *(excluding worksurface)*
- Three-stage adjustable legs
- Provides adjustable cross channels, top support, and feet making it one of the most adjustable table bases on the market.
- Foot is adjustable to 22.0" or 28.0" *(patented design)*
- Adjustable width frame to fit worksurfaces 36.0"–84.0" wide
- Adjustable depth top support expands to accommodate worksurfaces 24.0"–36.0" deep
- Notched cross channel offers ample space for keyboard tray glide tracks
- 86.0" power cord
- Digital keypad with four memory settings
- Anti-collision safety feature
- Quick start
- Crossbar includes guide markings to assist in setting width
- Folding frame design for quick assembly
- Integrated control unit shelf
- Integrated storage for foot extension plate when not in use
- Integrated cable management
- Quiet adjustment
- Steel construction
- Low standby power consumption
- Lead free
- Table base is UL962 listed
- Three motors
- ADA compliant
- Locking casters are available
- Warranty: 15 yr. *(structural)* / 7 yr. *(mechanical)*



Available base finishes

- ☐ Silver -SLV ☒ Black -BLK **LT** ☐ White -WHT **LT**

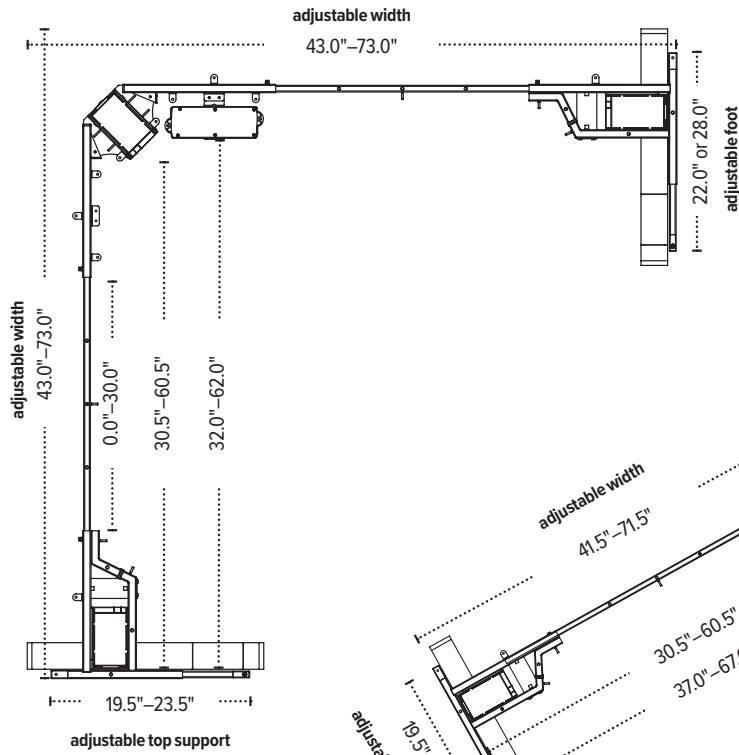
Caster kit

Sets of caster wheels for table bases
Increases height by 2.0"
Locking casters for security

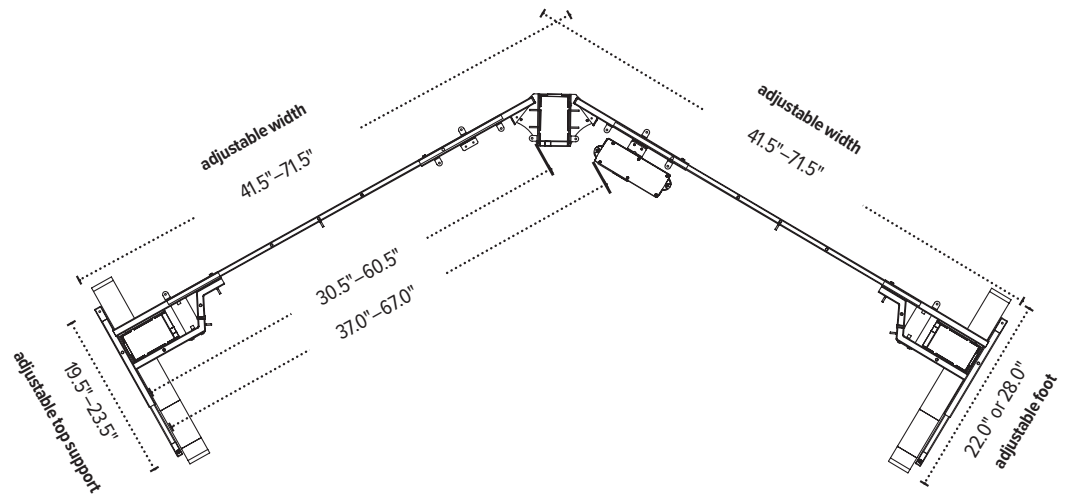
\$88

MODEL # CASTERKIT-FLEX3

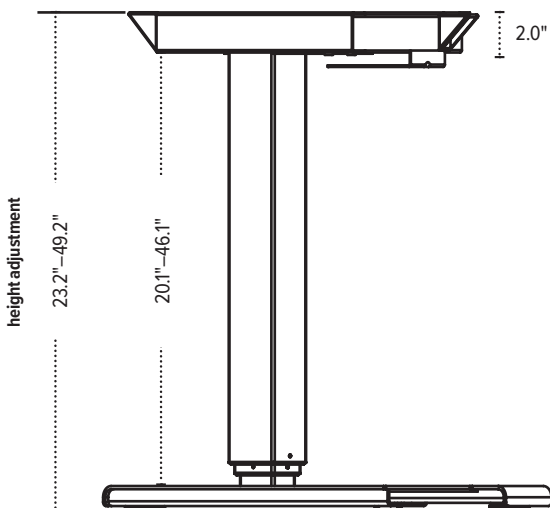
90° Configuration



120° Configuration



Side view



The base dimensions as shown are actual.

Table bases

Available workspaces

Table base model	List price	Worksurface shape	Worksurface dimension	TFL Quick ship	TFL Standard	HPL Standard
FLEX3- _ _ _ _	\$2,486	 Large Equal Corner	60"wl x 60"wr x 24"d	—	●	●
			72"wl x 72"wr x 24"d	—	—	●
			84"wl x 84"wr x 24"d	—	—	●
			60"wl x 60"wr x 30"d	—	●	●
			72"wl x 72"wr x 30"d	—	—	●
			84"wl x 84"wr x 30"d	—	—	●
Table base model	List price	Worksurface shape	Worksurface dimension	TFL Quick ship	TFL Standard	HPL Standard
FLEX3- _ _ _ _	\$2,486	 120°	48"w x 24"d	—	●	●
			60"w x 24"d	—	—	●
			72"w x 24"d	—	—	●
			48"w x 30"d	—	—	●
			60"w x 30"d	—	—	●
			72"w x 30"d	—	—	●
Table base model	List price	Worksurface shape	Worksurface dimension	TFL Quick ship	TFL Standard	HPL Standard
FLEX3- _ _ _ _	\$2,486	 Offset Corner Left	60"wr x 48"wl x 24"d	—	●	●
			72"wl x 48"wr x 24"d	—	●	●
			72"wl x 60"wr x 24"d	—	●	●
			84"wl x 48"wr x 24"d	—	●	●
			84"wl x 60"wr x 24"d	—	—	●
			60"wl x 48"wr x 30"d	—	●	●
			72"wl x 48"wr x 30"d	—	●	●
			72"wl x 60"wr x 30"d	—	●	●
			84"wl x 48"wr x 30"d	—	—	●
			84"wl x 60"wr x 30"d	—	—	●
Table base model	List price	Worksurface shape	Worksurface dimension	TFL Quick ship	TFL Standard	HPL Standard
FLEX3- _ _ _ _	\$2,486	 Offset Corner Right	48"wl x 60"wr x 24"d	—	●	●
			48"wl x 72"wr x 24"d	—	●	●
			60"wl x 72"wr x 24"d	—	●	●
			48"wl x 84"wr x 24"d	—	●	●
			60"wl x 84"wr x 24"d	—	—	●
			48"wl x 60"wr x 30"d	—	●	●
			48"wl x 72"wr x 30"d	—	●	●
			60"wl x 72"wr x 30"d	—	●	●
			48"wl x 84"wr x 30"d	—	—	●
			60"wl x 84"wr x 30"d	—	—	●

Worksurface program

Multiple worksurface shapes and laminates are available. See pages 36–41 for worksurface details including pricing and colors. TFL Quick ship workspaces are shipped out in 48 hours, TFL and HPL Standard workspaces ship in 2–3 weeks.

Table bases and workspaces can be purchased independently or as a combination.

ESI table bases and workspaces are made to exact dimensions. If nominal sizing is needed, please specify when ordering.



Product shown: Weight Adjustable Espree, Edge2-MS, Solution All-Fit, Lustre, FlexCharge4, CPU05

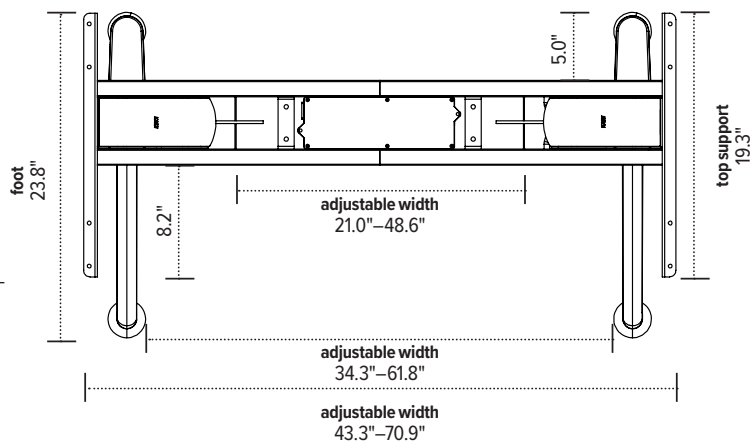
Brisa™



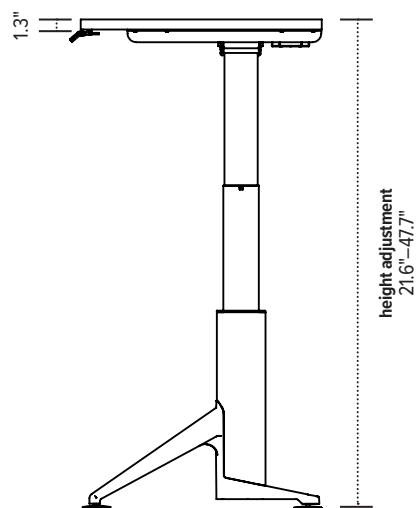
Product specs

- Designed by Gecco Vision
- Designer look and feel
- Highly customizable with 36 different color combinations for columns, shrouds and feet
- Frame and column connect and lock for quick and easy assembly
- Electric height adjustment
- 220 lbs. base lifting capacity
- 1.4"/sec adjustment speed
- 26.1" height adjustment range
 - 21.6"–47.7" (low/high) (excluding worksurface)
- Three stage adjustable legs
- Adjustable width frame for 43.3" to 70.9"
- Two motors
- Soft start
- Gyro sensor anti-collision
- Steel frame and aluminum foot construction
- Low standby power consumption
- Cable management included
- Simplistic and stylized digital keypad
- Warranty: 15 yr. (structural) / 7 yr. (mechanical)

Top view



Side view



The base dimensions as shown are actual.

Available feet & shroud finishes

- Silver -S
- Black -B
- White -W
- Polished Aluminum -A (feet only)

Available column & frame finishes

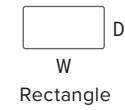
- Silver -SLV
- Black -BLK
- White -WHT



Table bases

Table base model	List price
------------------	------------

2B-C48-__-__-__-__ \$1,995



48"w x 24"d

60"w x 30"d

Available worksurfaces

Workspace shape	Workspace dimension	TFL Quick ship	TFL Standard	HPL Standard
-----------------	---------------------	----------------	--------------	--------------

•

•

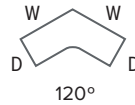
•

•

•

•

2B-C48-__-__-__-__ \$1,995



48"w x 24"d

48"w x 30"d

—

•

•

—

—

•

Part number breakdown

2B-C48-__-__-__-__

shroud finish notation feet finish notation column & frame finish notation

Workspace program

Multiple workspace shapes and laminates are available. See pages 36–41 for workspace details including pricing and colors. TFL Quick ship workspaces are shipped out in 48 hours, TFL and HPL Standard workspaces ship in 2–3 weeks.

Table bases and workspaces can be purchased independently or as a combination.

ESI table bases and workspaces are made to exact dimensions. If nominal sizing is needed, please specify when ordering.

Premium 2-leg



Product specs

- Electric height adjustment
- 220 lbs. base lifting capacity
- 1.5"/sec adjustment speed
- 26.0" height adjustment range
 - 21.0"–47.0" (low/high) (*excluding worksurface*)
- Three stage adjustable legs
- Adjustable width frame
- Two motors
- Soft start
- Anti-collision
- Locking casters are available
- Low standby power consumption
- Digital programmable switch with three memory settings
- Meets the stringent BIFMA G1-2014 and HFES 100-2007 guidelines
- Warranty: 15 yr. (*structural*) / 7 yr. (*mechanical*)



Available base finishes

☐ Silver -SLV **LT** ☒ Black -BLK **LT** ☐ White -WHT **LT**

Caster kit

Sets of caster wheels for table bases

Increases height by 2.0"

Locking casters for security


\$69

MODEL # CASTERKIT-2E

Table bases

Table base model	List price
2E-C36-24-___	\$2,690
2E-C48-24-___	\$2,690
2E-C60-24-___	\$2,702
2E-C72-24-___	\$2,725
2E-C84-24-___	\$2,775
2E-C36-30-___	\$2,692
2E-C48-30-___	\$2,692
2E-C60-30-___	\$2,702
2E-C72-30-___	\$2,702

Available worksurfaces

Worksurface shape	Worksurface dimension	TFL Quick ship	TFL Standard	HPL Standard
 W Rectangle	36"w x 24"d	—	●	●
	42"w x 24"d	—	●	●
	48"w x 24"d	●	●	●
	60"w x 24"d	—	●	●
	72"w x 24"d	—	●	●
	84"w x 24"d	—	●	●
	36"w x 30"d	—	●	●
	42"w x 30"d	—	●	●
	48"w x 30"d	—	●	●
	60"w x 30"d	●	●	●
	72"w x 30"d	—	●	●

Worksurface program

Multiple worksurface shapes and laminates are available. See pages 36–41 for worksurface details including pricing and colors. TFL Quick ship worksurfaces are shipped out in 48 hours, TFL and HPL Standard worksurfaces ship in 2–3 weeks.

Table bases and worksurfaces can be purchased independently or as a combination.

ESI table bases and worksurfaces are made to exact dimensions. If nominal sizing is needed, please specify when ordering.

Premium 3-leg



Product specs

- Electric height adjustment
- 330lbs. base lifting capacity
- 1.5"/sec adjustment speed
- 26.0" height adjustment range
 - 21.0"—47.0" (low/high) (*excluding worksurface*)
- Three stage adjustable legs
- Adjustable width frame
- Two motors
- Soft start
- Anti-collision
- Locking casters are available
- Low standby power consumption
- Meets the stringent BIFMA G1-2014 and HFES 100-2007 guidelines
- Digital programmable keypad with three memory settings
- Warranty: 15 yr. (*structural*) / 7 yr. (*mechanical*)



Available base finishes

☐ Silver -SLV **LT** ☒ Black -BLK **LT** ☐ White -WHT **LT**

Caster kit

Sets of caster wheels for table bases

Increases height by 2.0"

Locking casters for security

\$86

MODEL # CASTERKIT-3E-SLV

MODEL # CASTERKIT-3E-BLK

MODEL # CASTERKIT-3E-WHT

Table bases

Table base model	List price
3E90-C6060-24-___	\$4,087
3E90-C7272-24-___	\$4,111
3E90-C6060-30-___	\$4,089
3E90-C7272-30-___	\$4,113

Table base model	List price
3E90-C4860-24-___	\$4,087
3E90-C4872-24-___	\$4,099
3E90-C6072-24-___	\$4,099
3E90-C4860-30-___	\$4,089
3E90-C4872-30-___	\$4,101
3E90-C6072-30-___	\$4,101

Table base model	List price
3E90-C4860-24-___	\$4,087
3E90-C4872-24-___	\$4,099
3E90-C6072-24-___	\$4,099
3E90-C4860-30-___	\$4,089
3E90-C4872-30-___	\$4,101
3E90-C6072-30-___	\$4,101

Available worksurfaces

Worksurface shape	Worksurface dimension	TFL Quick ship	TFL Standard	HPL Standard
 D Large Equal Corner	60"wl x 60"wr x 24"d	—	●	●
	72"wl x 72"wr x 24"d	—	—	●
	60"wl x 60"wr x 30"d	—	●	●
	72"wl x 72"wr x 30"d	—	—	●

Worksurface shape	Worksurface dimension	TFL Quick ship	TFL Standard	HPL Standard
 D Offset Corner Left	60"wr x 48"wl x 24"d	—	●	●
	72"wl x 48"wr x 24"d	—	●	●
	72"wl x 60"wr x 24"d	—	●	●
	60"wl x 48"wr x 30"d	—	●	●
	72"wl x 48"wr x 30"d	—	●	●
	72"wl x 60"wr x 30"d	—	●	●

Worksurface shape	Worksurface dimension	TFL Quick ship	TFL Standard	HPL Standard
 D Offset Corner Right	48"wl x 60"wr x 24"d	—	●	●
	48"wl x 72"wr x 24"d	—	●	●
	60"wl x 72"wr x 24"d	—	●	●
	48"wl x 60"wr x 30"d	—	●	●
	48"wl x 72"wr x 30"d	—	●	●
	60"wl x 72"wr x 30"d	—	●	●

Worksurface program

Multiple worksurface shapes and laminates are available. See pages 36–41 for worksurface details including pricing and colors. TFL Quick ship worksurfaces are shipped out in 48 hours, TFL and HPL Standard worksurfaces ship in 2–3 weeks.

Table bases and worksurfaces can be purchased independently or as a combination.

ESI table bases and worksurfaces are made to exact dimensions. If nominal sizing is needed, please specify when ordering.

Espree™



Product specs

- Pneumatic height adjustment
- 38 lbs.–83 lbs. base lifting capacity (2ESP-C48-ADJ)
- 49 lbs.–94 lbs. base lifting capacity (2ESP-C60-ADJ)
- 19.6" height adjustment range
 - 26.2"–45.8" (low/high)
(excluding worksurface)
- Two stage adjustable legs
- Foot is adjustable to 22.0" or 28.0" (patented design)
- Fixed width frame
- Locking casters are available
- Table bases accommodate worksurfaces measuring 48.0" and 60.0" in width
- Counterbalanced columns provide smooth, synchronized height
- For weight adjustability, see information on ESI's alternative table base, the Weight Adjustable Espree
- Warranty: 15 yr. (structural) / 7 yr. (mechanical)



Available base finishes

☐ Silver -SLV ☒ Black -BLK ☐ White -WHT

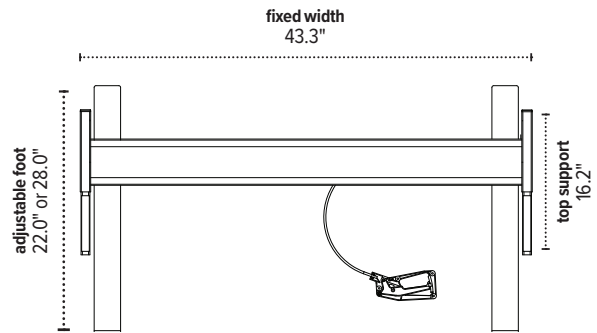
Caster kit

Sets of caster wheels for table bases
Increases height by 2.0"
Locking casters for security

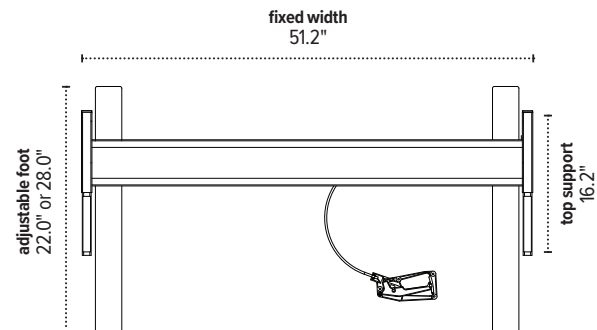
\$70

MODEL # CASTERKIT-2ESP

2ESP-C48-ADJ



2ESP-C60-ADJ



The base dimensions as shown are actual.

Table bases

Table base model	List price
------------------	------------

3ESP-C48-ADJ- _ _ _ \$1,854

3ESP-C60-ADJ- _ _ _ \$1,893

Available worksurfaces

Worksurface shape	Worksurface dimension	TFL Quick ship	TFL Standard	HPL Standard
-------------------	-----------------------	----------------	--------------	--------------



Rectangle

48"w x 24"d

48"w x 30"d

60"w x 24"d

60"w x 30"d

●

—

—

●

●

●

●

●

●

●

●

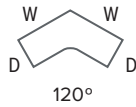
●

Table base model	List price
------------------	------------

3ESP-C48-ADJ- _ _ _ \$1,854

3ESP-C60-ADJ- _ _ _ \$1,893

Worksurface shape	Worksurface dimension	TFL Quick ship	TFL Standard	HPL Standard
-------------------	-----------------------	----------------	--------------	--------------



48"w x 24"d

48"w x 30"d

60"w x 24"d

60"w x 30"d

—

—

—

—

●

—

—

—

●

●

●

●

Worksurface program

Multiple worksurface shapes and laminates are available. See pages 36–41 for worksurface details including pricing and colors. TFL Quick ship worksurfaces are shipped out in 48 hours, TFL and HPL Standard worksurfaces ship in 2–3 weeks.

Table bases and worksurfaces can be purchased independently or as a combination.

ESI table bases and worksurfaces are made to exact dimensions. If nominal sizing is needed, please specify when ordering.

Weight Adjustable Espree™



Product specs

- Pneumatic height adjustment
- 20.0" height adjustment range
 - 26.0"–46.0" (low/high)
(excluding worksurface)
- 44–143 lbs. base lifting capacity (2ESP-WA-C48)
- 52–163 lbs. base lifting capacity (2ESP-WA-C60)
- Two-stage adjustable legs
- Foot is adjustable to 22.0" or 28.0" (patented design)
- Fixed width frame
- Locking casters are available
- Table bases accommodate worksurfaces measuring 48.0" and 60.0" in width
- Base includes weight resistance setting gauge
- The user has the ability to change the weight resistance in the base for easy height adjustment
- Counter-balanced columns provide smooth, synchronized height adjustment
- Weight adjustment cylinder includes preventative hard stop
- Warranty: 15 yr. (structural) / 7 yr. (mechanical)



Available base finishes

○ Silver -SLV ● Black -BLK ○ White -WHT

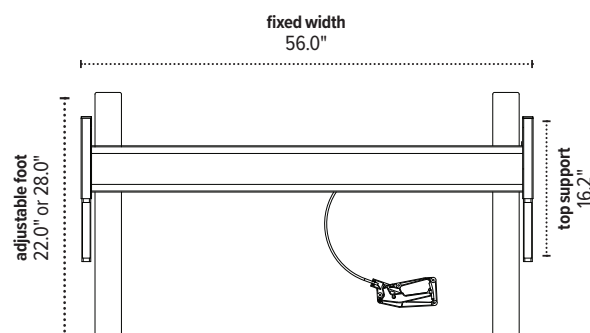
Caster kit

Sets of caster wheels for table bases
Increases height by 2.0"
Locking casters for security

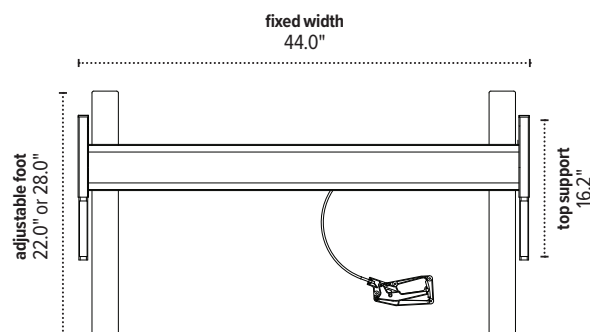
\$70

MODEL # CASTERKIT-ESP-WA

2ESP-WA-C60



2ESP-WA-C48



The base dimensions as shown are actual.

Table bases

Table base model	List price
------------------	------------

2ESP-WA-C48-___ \$2,107

2ESP-WA-C60-___ \$2,188

Available worksurfaces


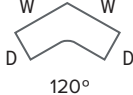
Worksurface shape	Worksurface dimension	TFL Quick ship	TFL Standard	HPL Standard
 W D Rectangle	48"w x 24"d	●	●	●
	48"w x 30"d	—	●	●
	60"w x 24"d	—	●	●
	60"w x 30"d	●	●	●

Table base model	List price
------------------	------------

2ESP-WA-C48-___ \$2,107

2ESP-WA-C60-___ \$2,188

Worksurface shape	Worksurface dimension	TFL Quick ship	TFL Standard	HPL Standard
 W W D D 120°	48"w x 24"d	—	●	●
	48"w x 30"d	—	—	●
	60"w x 24"d	—	—	●
	60"w x 30"d	—	—	●

Worksurface program

Multiple worksurface shapes and laminates are available. See pages 36–41 for worksurface details including pricing and colors. TFL Quick ship worksurfaces are shipped out in 48 hours, TFL and HPL Standard worksurfaces ship in 2–3 weeks.

Table bases and worksurfaces can be purchased independently or as a combination.

ESI table bases and worksurfaces are made to exact dimensions. If nominal sizing is needed, please specify when ordering.

Q Crank



Product specs

- Crank height adjustment
- 220 lbs. base lifting capacity
- 1.0" per two cranks adjustment speed
- 17.7" height adjustment range
 - 24.8"–42.5" (low/high) (*excluding worksurface*)
- Two stage adjustable legs
- Adjustable width frame
- Locking casters are available
- Warranty: 15 yr. (*structural*) / 7 yr. (*mechanical*)

Available base finishes

☐ Silver -SLV
 ☒ Black -BLK
 ☐ White -WHT

Caster kit

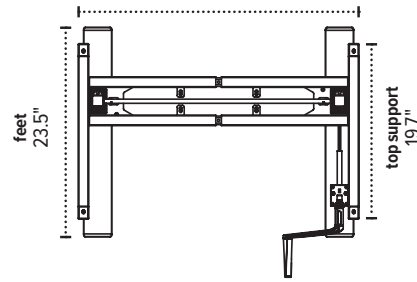
Sets of caster wheels for table bases
 Increases height by 2.0"
 Locking casters for security

\$70

MODEL # CASTERKIT-QCRANK

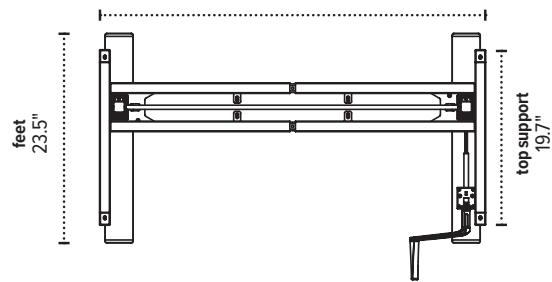
Q CRANK-24S

adjustable width
31.2"–47.5"



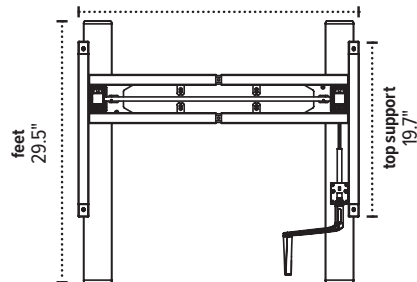
Q CRANK-24L

adjustable width
42.7"–71.0"



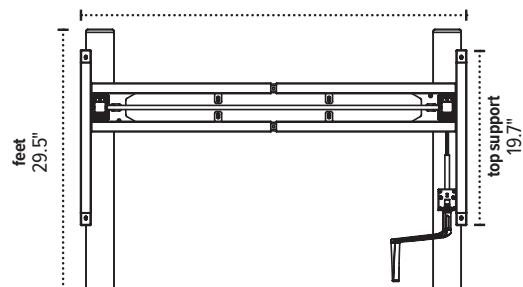
Q CRANK-30S

adjustable width
31.2"–47.5"




Q CRANK-30L

adjustable width
42.7"–71.0"



The base dimensions as shown are actual.

Table bases		Available worksurfaces				
Table base model	List price	Worksurface shape	Worksurface dimension	TFL Quick ship	TFL Standard	HPL Standard
QCRANK-24S-___	\$922	 W D Rectangle	36"w x 24"d	—	●	●
			42"w x 24"d	—	●	●
			48"w x 24"d	●	●	●
QCRANK-24L-___	\$922		60"w x 24"d	—	●	●
			72"w x 24"d	—	●	●
			84"w x 24"d	—	●	●
QCRANK-30S-___	\$922		36"w x 30"d	—	●	●
			42"w x 30"d	—	●	●
			48"w x 30"d	—	●	●
QCRANK-30L-___	\$922		60"w x 30"d	●	●	●
			72"w x 30"d	—	●	●

Worksurface program

Multiple worksurface shapes and laminates are available. See pages 36–41 for worksurface details including pricing and colors. TFL Quick ship worksurfaces are shipped out in 48 hours, TFL and HPL Standard worksurfaces ship in 2–3 weeks.

Table bases and worksurfaces can be purchased independently or as a combination.

ESI table bases and worksurfaces are made to exact dimensions. If nominal sizing is needed, please specify when ordering.

Crank



Product specs

- Crank height adjustment
- 250 lbs. base lifting capacity
- 1.0" per six cranks adjustment speed
- 18.0" height adjustment range
 - 27.0"–45.0" (low/high) (*excluding worksurface*)
- Locking casters are available
- Two stage adjustable legs
- Warranty: 15 yr. (*structural*) / 7 yr. (*mechanical*)



Available base finishes

☐ Silver -SLV **LT** ☒ Black -BLK **LT** ☐ White -WHT **LT**

Caster kit

Sets of caster wheels for table bases

Increases height by 2.0"

Locking casters for security


\$69

MODEL # CASTERKIT-2C

Table bases

Table base model	List price
2C-C36-24-___	\$1,510
2C-C42-24-___	\$1,511
2C-C48-24-___	\$1,511
2C-C60-24-___	\$1,520
2C-C72-24-___	\$1,556
2C-C36-30-___	\$1,512
2C-C42-30-___	\$1,513
2C-C48-30-___	\$1,513
2C-C60-30-___	\$1,523
2C-C72-30-___	\$1,558

Available worksurfaces

Worksurface shape	Worksurface dimension	TFL Quick ship	TFL Standard	HPL Standard
 W Rectangle	36"w x 24"d	—	●	●
	42"w x 24"d	—	●	●
	48"w x 24"d	●	●	●
	60"w x 24"d	—	●	●
	72"w x 24"d	—	●	●
	36"w x 30"d	—	●	●
	42"w x 30"d	—	●	●
	48"w x 30"d	—	●	●
	60"w x 30"d	●	●	●
	72"w x 30"d	—	●	●

Worksurface program

Multiple worksurface shapes and laminates are available. See pages 36–41 for worksurface details including pricing and colors. TFL Quick ship worksurfaces are shipped out in 48 hours, TFL and HPL Standard worksurfaces ship in 2–3 weeks.

Table bases and worksurfaces can be purchased independently or as a combination.

ESI table bases and worksurfaces are made to exact dimensions. If nominal sizing is needed, please specify when ordering.



Product shown: Evolve2-FMS, Victory-LX, Solution 2, FlexCharge4, Vivid-LEX, Centro

Worksurfaces

Worksurfaces Overview

How to order:

Worksurfaces have multiple part numbers based on worksurface dimensions.

There are 6 Thermally Fused Laminate (TFL) colors and 30 High Pressure Laminate (HPL) colors. See page 40–41 for more details.

Use the worksurface code with the two letter color code to complete your part number

Part number breakdown:

1. Pick your worksurface and size

2R4224-TFL-WW

2. Pick your laminate finish

2R4224-TFL-WW

2R4224-TFL-WW

This product number represents:

Rectangle shape

42.0" wide and 24.0" deep

TFL Standard

White white Uniboard laminate

General information

Worksurfaces

Worksurfaces can be sold separately or in combination with a table base.

Warranty: 5 yr.

Sizing

ESI worksurfaces are made to exact dimensions. If nominal sizing is needed, please specify when ordering. Standard thickness is 1.0"

Lead times

TFL Quick ship: 48 hours

TFL Standard: 2–3 weeks

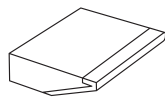
HPL Standard: 2–3 weeks

Edge detail

Worksurfaces ship with standard square edge profile and coordinating 3mm edge band. Alternative edge detail options are available at additional cost.



Square edge



Knife edge (custom option)

Laminate materials

Worksurfaces are available in select laminate options. ESI worksurfaces are either Thermally Fused Laminates or High Pressure Laminates. Please indicate laminate choice by adding the 2-letter code at the end of the worksurface model number.

Thermally Fused Laminates (TFL)

Worksurfaces consist of a single printed decor paper fused directly by heat and pressure to the core material of MDF or particle board.

TFL Benefits: Cost efficient, consistent and uniform, water resistant, scratch resistant

High Pressure Laminates (HPL)

Worksurfaces consist of a melamine treated printed decor paper fused to multiple sheets of kraft paper. Heat and pressure bond all the sheets together creating a flexible and durable piece of plastic type material which is then adhered to MDF or particle board.

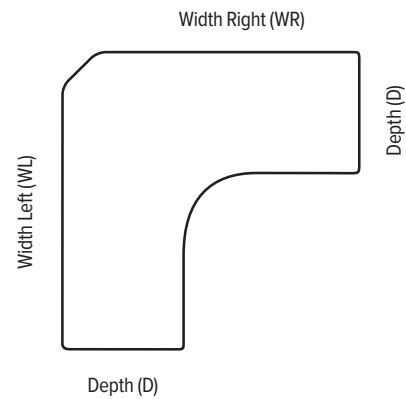
HPL Benefits: Durable, versatile, stylish, heat resistant, water resistant, scratch resistant, impact resistant, hygienic qualities

Custom options

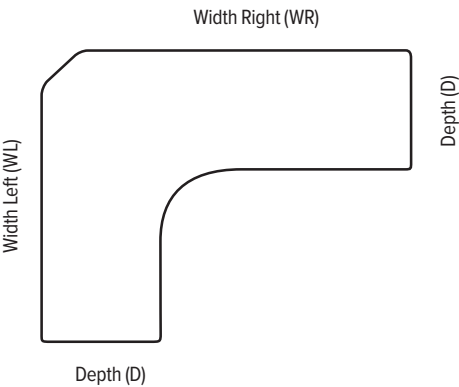
For more information on alternative worksurfaces shapes, thickness, edge details and laminate options, contact the Customer Service Department. Additional costs and lead time may apply.

Available shapes

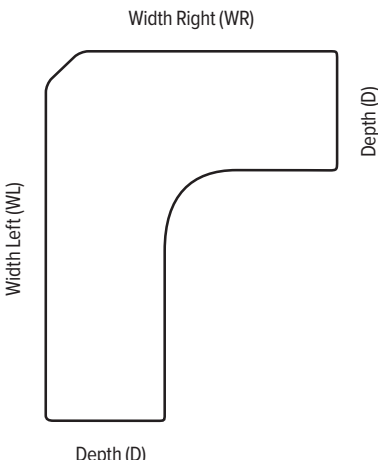
Equal Corner



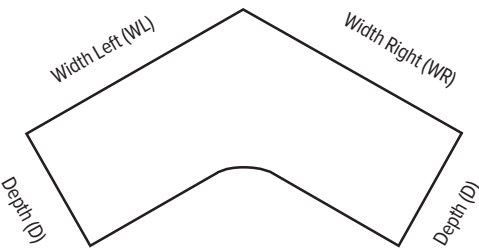
Offset Corner Right



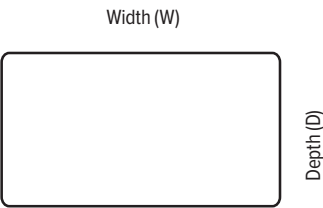
Offset Corner Left



120°



Rectangle



TFL Quick Ship Worksurfaces

TFL Quick ship worksurfaces ship within 48 hours and are available in six colors. Please see page 40 for the laminate options that are available.

Worksurface pricing:

Rectangle



Surface model	USD list price	Dimensions
2R4824-QS-TFL-__	\$250	48" w x 24"d
2R6030-QS-TFL-__	\$350	60" w x 30"d

TFL Standard Worksurfaces

TFL standard worksurfaces ship within three weeks and are available in six colors. Please see page 40 for the laminate options that are available.

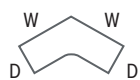
Worksurface pricing:

Rectangle



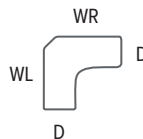
Surface model	USD list price	Dimensions
2R3624-TFL-__	\$195	36" w x 24" d
2R4224-TFL-__	\$220	42" w x 24" d
2R4824-TFL-__	\$250	48" w x 24" d
2R6024-TFL-__	\$300	60" w x 24" d
2R7224-TFL-__	\$375	72" w x 24" d
2R8424-TFL-__	\$420	84" w x 24" d
2R3630-TFL-__	\$210	36" w x 30" d
2R4230-TFL-__	\$230	42" w x 30" d
2R4830-TFL-__	\$275	48" w x 30" d
2R6030-TFL-__	\$350	60" w x 30" d
2R7230-TFL-__	\$400	72" w x 30" d

120 degree



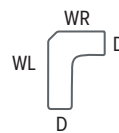
Surface model	USD list price	Dimensions
120-4824-TFL-__	\$815	48" w x 24" d

Equal Corner



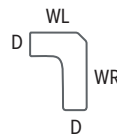
Surface model	USD list price	Dimensions
2EC424224-TFL-__	\$660	42" wl x 42" wr x 24" d
2EC484824-TFL-__	\$670	48" wl x 48" wr x 24" d
3EC606024-TFL-__	\$980	60" wl x 60" wr x 24" d
3EC606030-TFL-__	\$1,000	60" wl x 60" wr x 30" d

Offset Corner Left



Surface model	USD list price	Dimensions
3OCL604824-TFL-__	\$875	60" wl x 48" wr x 24" d
3OCL724824-TFL-__	\$955	72" wl x 48" wr x 24" d
3OCL726024-TFL-__	\$1,090	72" wl x 60" wr x 24" d
3OCL844824-TFL-__	\$1,125	84" wl x 48" wr x 24" d
3OCL604830-TFL-__	\$890	60" wl x 48" wr x 30" d
3OCL724830-TFL-__	\$965	72" wl x 48" wr x 30" d
3OCL726030-TFL-__	\$1,100	72" wl x 60" wr x 30" d

Offset Corner Right



Surface model	USD list price	Dimensions
3OCR486024-TFL-__	\$875	48" wl x 60" wr x 24" d
3OCR487224-TFL-__	\$955	48" wl x 72" wr x 24" d
3OCR607224-TFL-__	\$1,090	60" wl x 72" wr x 24" d
3OCR488424-TFL-__	\$1,125	48" wl x 84" wr x 24" d
3OCR486030-TFL-__	\$890	48" wl x 60" wr x 30" d
3OCR487230-TFL-__	\$965	48" wl x 72" wr x 30" d
3OCR607230-TFL-__	\$1,110	60" wl x 72" wr x 30" d

Table bases and worksurfaces can be purchased independently or as a combination.

ESI table bases and worksurfaces are made to exact dimensions. If nominal sizing is needed, please specify when ordering.

HPL Standard Worksurfaces

HPL standard worksurfaces ship within three weeks and are available in 30 colors.
Please see page 41 for the laminate options that are available.

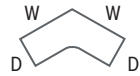
Worksurface pricing:

Rectangle



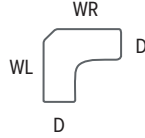
Surface model	USD list price	Dimensions
2R3624-HPL-__	\$273	36"w x 24"d
2R4224-HPL-__	\$315	42"w x 24"d
2R4824-HPL-__	\$350	48"w x 24"d
2R6024-HPL-__	\$420	60"w x 24"d
2R7224-HPL-__	\$460	72"w x 24"d
2R8424-HPL-__	\$500	84"w x 24"d
2R3630-HPL-__	\$300	36"w x 30"d
2R4230-HPL-__	\$330	42"w x 30"d
2R4830-HPL-__	\$380	48"w x 30"d
2R6030-HPL-__	\$440	60"w x 30"d
2R7230-HPL-__	\$480	72"w x 30"d

120 degree



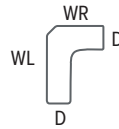
Surface model	USD list price	Dimensions
120-4824-HPL-__	\$1,141	48"w x 24"d
120-6024-HPL-__	\$1,605	60"w x 24"d
120-7224-HPL-__	\$1,800	72"w x 24"d
120-4830-HPL-__	\$1,295	48"w x 30"d
120-6030-HPL-__	\$1,625	60"w x 30"d
120-7230-HPL-__	\$1,825	72"w x 30"d

Equal Corner



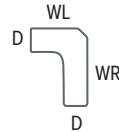
Surface model	USD list price	Dimensions
2EC424224-HPL-__	\$726	42"wl x 42"wr x 24"d
2EC484824-HPL-__	\$737	48"wl x 48"wr x 24"d
3EC606024-HPL-__	\$1,078	60"wl x 60"wr x 24"d
3EC727224-HPL-__	\$2,000	72"wl x 72"wr x 24"d
3EC848424-HPL-__	\$2,200	84"wl x 84"wr x 24"d
3EC606030-HPL-__	\$1,100	60"wl x 60"wr x 30"d
3EC727230-HPL-__	\$2,150	72"wl x 72"wr x 30"d
3EC848430-HPL-__	\$2,250	84"wl x 84"wr x 30"d

Offset Corner Left



Surface model	USD list price	Dimensions
3OCL604824-HPL-__	\$963	60"wr x 48"wl x 24"d
3OCL724824-HPL-__	\$1,051	72"wl x 48"wr x 24"d
3OCL726024-HPL-__	\$1,199	72"wl x 60"wr x 24"d
3OCL844824-HPL-__	\$1,300	84"wl x 48"wr x 24"d
3OCL846024-HPL-__	\$1,400	84"wl x 60"wr x 24"d
3OCL604830-HPL-__	\$979	60"wl x 48"wr x 30"d
3OCL724830-HPL-__	\$1,062	72"wl x 48"wr x 30"d
3OCL726030-HPL-__	\$1,250	72"wl x 60"wr x 30"d
3OCL844830-HPL-__	\$1,320	84"wl x 48"wr x 30"d
3OCL846030-HPL-__	\$1,420	84"wl x 60"wr x 30"d

Offset Corner Right



Surface model	USD list price	Dimensions
3OCR486024-HPL-__	\$963	48"wl x 60"wr x 24"d
3OCR487224-HPL-__	\$1,051	48"wl x 72"wr x 24"d
3OCR607224-HPL-__	\$1,199	60"wl x 72"wr x 24"d
3OCR488424-HPL-__	\$1,300	48"wl x 84"wr x 24"d
3OCR608424-HPL-__	\$1,400	60"wl x 84"wr x 24"d
3OCR486030-HPL-__	\$979	48"wl x 60"wr x 30"d
3OCR487230-HPL-__	\$1,062	48"wl x 72"wr x 30"d
3OCR607230-HPL-__	\$1,250	60"wl x 72"wr x 30"d
3OCR488430-HPL-__	\$1,320	48"wl x 84"wr x 30"d
3OCR608430-HPL-__	\$1,420	60"wl x 84"wr x 30"d


Table bases and worksurfaces can be purchased independently or as a combination.

ESI table bases and worksurfaces are made to exact dimensions. If nominal sizing is needed, please specify when ordering.

Laminates

TFL options: Available for TFL Quick ship or TFL Standard worksurfaces

Solids



Color code: **WW**
Color name: White White
Finish: Dolomite matte
Manufacturer: Uniboard



Color code: **WG**
Color name: Willow Grey
Finish: Dolomite matte
Manufacturer: Uniboard



Color code: **SG**
Color name: Sunset Grey
Finish: Dolomite matte
Manufacturer: Uniboard




Color code: **CG**
Color name: Canadian Grey
Finish: Dolomite matte
Manufacturer: Uniboard

Patterns










Color code: **AC**
Color name: Acacia
Finish: Dolomite matte
Manufacturer: Uniboard













Color code: **SO**
Color name: Shadow Oak
Finish: Dolomite matte
Manufacturer: Uniboard











HPL options: Available for HPL Standard worksurfaces

Solids

	Color code: DW Color name: 7197-58 Dover White Finish: Matte Manufacturer: Formica
	Color code: BW Color name: 459-58 Brite White Finish: Matte Manufacturer: Formica
	Color code: AW Color name: 932-58 Antique White Finish: Matte Manufacturer: Formica
	Color code: GS Color name: 464-58 Graystone Finish: Matte Manufacturer: Formica
	Color code: FL Color name: Folkstone 927-58 Finish: Matte Manufacturer: Formica
	Color code: FG Color name: 961-58 Fog Finish: Matte Manufacturer: Formica
	Color code: FX Color name: 1994-58 Fox Finish: Matte Manufacturer: Formica
	Color code: GP Color name: 837-58 Graphite Finish: Matte Manufacturer: Formica
	Color code: NC Color name: 5323-58 Nocturne Finish: Matte Manufacturer: Formica
	Color code: BK Color name: 909-58 Black Finish: Matte Manufacturer: Formica

Patterns

	Color code: NM Color name: 756-58 Natural Maple Finish: Matte Manufacturer: Formica
	Color code: HM Color name: 86992-58 Hardrock Maple Finish: Matte Manufacturer: Formica
	Color code: BC Color name: 758-58 Blossom Cherrywood Finish: Matte Manufacturer: Formica
	Color code: WR Color name: 9283-NG Walnut Riftwood Finish: Natural Grain Manufacturer: Formica
	Color code: FT Color name: 8907-NG Fox Teakwood Finish: Natural Grain Manufacturer: Formica
	Color code: BR Color name: 6414-NG Black Riftwood Finish: Natural Grain Manufacturer: Formica
	Color code: WP Color name: 8902-NG White Painted Wood Finish: Natural Grain Manufacturer: Formica
	Color code: NW Color name: 5875-58 Natural Weft Finish: Matte Manufacturer: Formica
	Color code: WT Color name: 9285-58 White Twill Finish: Matte Manufacturer: Formica
	Color code: NC Color name: 6314-58 Neo Cloud Neo Cloud Finish: Matte Manufacturer: Formica

	Color code: CF Color name: 6362-NT Concrete Formwood Finish: Naturelle Manufacturer: Formica
	Color code: ST Color name: 8827-58 Sarun Twill Finish: Matte Manufacturer: Formica
	Color code: CW Color name: 5884-58 Chestnut Woodline Finish: Matte Manufacturer: Formica
	Color code: WS Color name: 6306-58 Wenge Strand Finish: Matte Manufacturer: Formica
	Color code: CH Color name: 6416-NT Charred Formwood Finish: Naturelle Manufacturer: Formica
	Color code: EC Color name: 8830-58 Elemental Concrete Finish: Matte Manufacturer: Formica
	Color code: CT Color name: 5882-58 Citadel Warp Finish: Matte Manufacturer: Formica
	Color code: BS Color name: 6307-58 Burnt Strand Finish: Matte Manufacturer: Formica
	Color code: EO Color name: 299-58 Ebony Oxide Finish: Matte Manufacturer: Formica
	Color code: BL Color name: 8918-58 Blackened Steel Finish: Matte Manufacturer: Formica

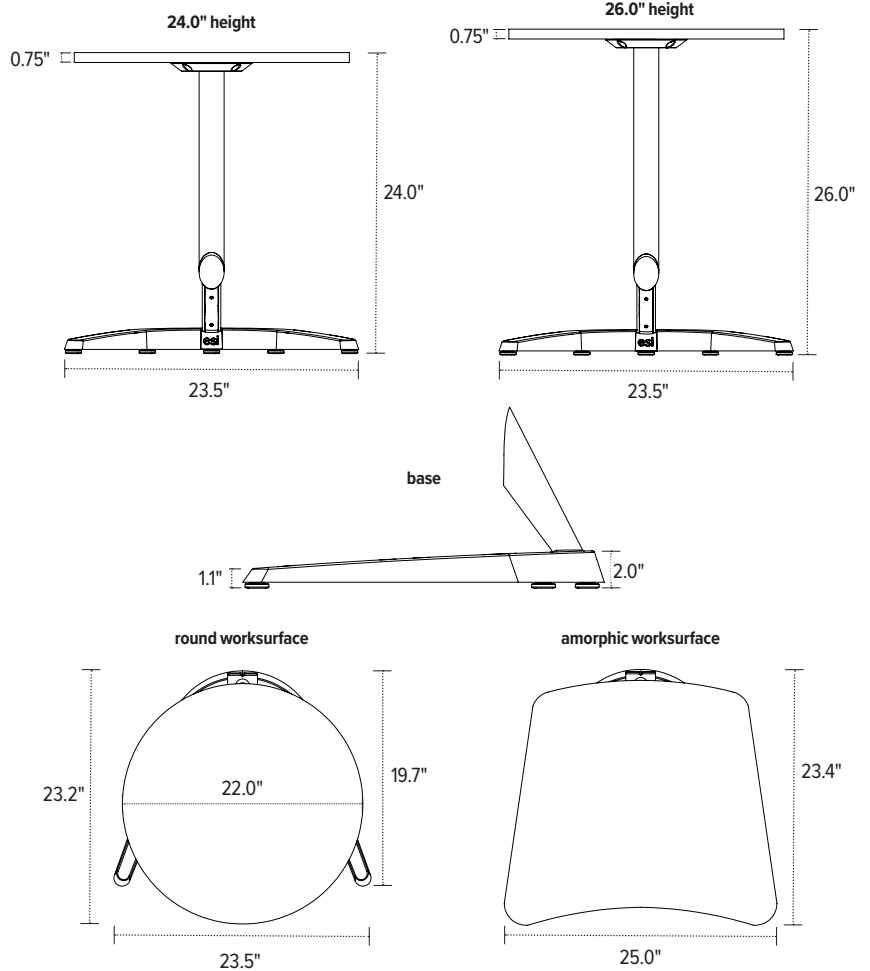
Mobile Tables

Motific™



Product specs

- Laptop or occasional table
- Multiple color combinations for unique and elegant design options
- Available column finishes: silver, black, and white
- Available base finishes: silver, black, white and polished aluminum
- Available top laminates:
Recon black or Designer white
- 2 available worksurface sizes, 0.75" thick:
 - Round 22.0" diameter
 - Amorphic 25.0" width and 22.0" depth
- Available heights: 24.0" & 26.0"
- Includes a coat/bag hook
- 50 lbs. weight capacity
 - 25 lbs. for table worksurface
 - 25 lbs. for coat/bag hook
- Base dimensions
 - 19.7" depth
 - 23.5" width (widest point)
- Warranty: 15 yr. (base) / 5 yrs. (worksurface)



The base dimensions as shown are actual.

Motific table base and worksurface sold separately

Base Model #	List Price
MOTIFIC-FIXED-24- 	\$362
MOTIFIC-FIXED-26- 	\$382


 column finish notation

 base finish notation



Available column finishes:

 Silver - S  Black - B  White - W

Available base finishes:

 Silver - S  Black - B
 White - W  Polished aluminum - A




The combination of a silver column and silver base will be available to ship in 48 hours. For all other combinations, please call our Customer Service Department for the estimated lead time.

Worksurface Model #	List Price
MTOP-ROUND- 	\$258
MTOP-AMOR- 	\$258

 top color notation

Available tops and colors:

 Round  Recon Black - RB
 Designer white - DW

 Amorphic  Recon Black - RB
 Designer white - DW

Terms and conditions

For the most up-to-date product and ordering information, refer to the ESI website at esiergo.com.

Acceptance by Customer of delivery of products from ESI ("Products") constitutes acceptance by Customer of these terms and conditions ("Terms and Conditions"). Any additional or different terms proposed by Customer shall be deemed to have been objected to by ESI, shall be of no force or effect, and shall not be binding upon or enforceable against ESI. These Terms and Conditions constitute the entire agreement and understanding between the parties and supersede any and all prior agreements, understandings and communications with Customer, oral or written, relating to the Products. No course of dealing or course of performance, either prior to, during or after the delivery of the Products, shall be relevant or admissible by Customer to supplement, explain or vary these Terms and Conditions. The invalidity or unenforceability of any Terms and Conditions shall not affect the validity or enforceability of any other term or condition, and the remaining terms and conditions shall remain in full force and effect. No waiver, amendment or modification of these Terms and Conditions shall be binding upon or enforceable against Seller until approved in writing by an ESI Authorized Signatory.

Government Terms and Conditions vary from these Terms and Conditions. Contact our Customer Service Department or visit esiergo.com for terms applicable to government purchases.

Discontinued products

Due to changing market demands, ESI periodically may discontinue certain products. ESI reserves the right to change and/or discontinue products at any time without notice.

Payment and credit terms

To establish an account, Customer must complete and submit ESI's New Account Application (signed by company officer), Federal Taxpayer ID (Form W-9) and State Resale Certificate. Once credit is approved, payment terms are net 30 days. Prior to Customer's credit approval (with receipt of required documents), prepayment of orders may be made by corporate check, or for convenience, credit cards (Visa, Mastercard and American Express) are accepted.

Past Due Accounts: Open orders or pending shipments will be held until the account is brought current. ESI reserves the right to amend account terms, at any time, based on account history. Contact ESI's Accounting Department for details.

Deposits: Subject to sales, credit history, and credit lines, a deposit may be required to process large orders.

Purchase order submission

Purchase Orders (POs) should be submitted via e-mail to orders@esiergo.com. POs should include "Ship To" and "Bill To" information along with complete ESI product model numbers and Customer cost. Government orders require a copy of the agency PO at the time the order is placed with ESI. All POs shall be subject to written acceptance by an authorized representative of ESI. Incomplete POs or changes will delay processing and shipment until receipt of all necessary information and ESI's issuance of revised Sales Order Acknowledgment.

Order changes or cancellations

All Customer cancellations and changes must be submitted to ESI in writing to orders@esiergo.com. Order changes include the addition/deletion of line items or changes in quantity or requested Ship Date or Ship To address. Order changes that result in a quantity reduction may be subject to an adjustment in pricing. Change or cancellation requests are not considered accepted until ESI provides a revised Sales Order Acknowledgment. Changes may result in processing delays or shipping delays. Under no circumstances will changes or cancellations be accepted on any special order, custom product, or worksurface order without the express written consent of ESI. All such custom and special orders are non-returnable.

Taxes

ESI is not responsible for the collection of sales tax on products sold to dealers. Dealers must provide Federal Taxpayer ID (Form W-9) and State Resale Certificate to establish an account with ESI. Dealers are responsible for any sales or use taxes assessed if dealer requests that ESI drop-ship direct to dealer's customer.

Pricing and specifications

ESI reserves the right to revise all pricing, discounts, and freight terms, at any time, without notice. Current product pricing is included on product pages at esiergo.com. Prices which are in effect at the time of order shall apply. All prices shown are list price. All prices in the catalog are effective January 28, 2019, and are list price. All measurements are accurate within 0.25". Visit ESI's website esiergo.com for the most up-to-date product and ordering information, as well as additional specs, dimensional drawings, alternative images and more resources. All prices shown are in U.S. dollars. Contact our Customer Service Department for a current Canadian Foreign Exchange Conversion Rate.

Shipping

48 hour ship program

ESI offers 48 hour shipping on the majority of products. Unless otherwise requested, these products are shipped from Phoenix, Arizona, within two business days of receiving the PO, depending on quantity ordered and available inventory. Orders that include products with longer lead times including special orders, custom products, or worksurface orders, are designated as "LT" (lead time) and therefore not included in the 48 hour ship program. Large orders may also require additional lead time. Products designated as LT could take up to 90 days ARO for delivery. Call for on-hand availability.

Please note:

1. For the order to qualify for 48 hour shipping, all products on the PO must be available under the 48 hour ship program.
2. POs that include LT designated products will be shipped based on the lead time of the LT designated products unless otherwise requested.
3. 48 hour orders will be shipped out within two business days unless otherwise specified on the PO.

Freight terms

ESI ships orders by way of standard ground carrier service dock-to-dock within the contiguous 48 states. Special requests such as "call before delivery", "delivery lift gate required", residential delivery, re-routed deliveries, or specific delivery date/time requests may be subject to additional charges or may not be available. Contact our Customer Service Department for expedited delivery requests or deliveries outside of the contiguous 48 states.

Customers will be charged additional fees for changes made to orders that have already departed the facility, resulting in re delivery or re consignment.

ESI accepts requests for expedited freight at the customer's expense. Please contact our Customer Service Department at 800.833.3746 and provide your preferred carrier account number in which to charge the expedited freight.

Worksurfaces may be drop shipped from a separate location and may arrive on a date different than the other items on the order.

Orders of \$250 list or more, ship free freight. A \$25 flat shipping fee will be incurred for orders under \$250 list.

Handling & special services

Cutting fee - A fee of \$40 list will be assessed per unit for all custom cutting requests.

Will call

ESI offers will call pickup at the Mesa, Arizona facility. Will call pickups are available Monday through Friday from 7am to 3pm. Requests for will call must be included in PO. Will call orders will be invoiced on the date requested for pickup.

Damage/shortage claims

ESI packages products to reduce the risk of damage during shipment. ESI verifies order quantity and weight with the carrier before any shipments are made. When receiving an order, first confirm the quantity of cartons delivered with carrier's quantity and inspect cartons for signs of damage. The customer must notify carrier of damages or shortages at the time of delivery, or claims will not be accepted. Do not sign for the shipment until it is verified. Signing a freight bill without any notation relieves the carrier of any responsibility and serves as your acknowledgment to ESI that shipment was received in full. Discrepancies or concealed damage found upon opening the shipment must be reported to ESI in writing within five (5) business days of delivery or Customer waives right to submit a claim. Damaged products must not be removed from point of delivery and must remain in original packaging for inspection by the carrier. ESI is not responsible for damage or discrepancies occurring after delivery. ESI reserves the right to request a return of damaged or defective products.

Returns

Contact ESI Customer Service by e-mail at customerservice@esiergo.com or phone 800.833.3746 to request a Return Authorization (RA) form. Please have the original PO number or ESI order number available. Request for product returns must be made to ESI within 60 days of the date shipped. Products, along with a copy of the RA, must be received at ESI's Warehouse within 30 days of the date of the RA issuance

Terms and conditions

to be eligible for credit. Products received after this date will not receive a credit. Custom products, products not listed in catalog or on esiergo.com, and worksurfaces are non-returnable. Package(s) should be sent to:

ESI
ATTN: Returns Department
4030 East Quenton Drive, Suite 101
Mesa, AZ 85215

- Products returned to ESI without having been issued an RA or those not meeting the return requirements will not be eligible for a credit.
- A re-stocking fee of 30% will apply to all non-warranty returns.
- To protect your return against loss, ESI recommends choosing a carrier that will provide tracking information and the ability to insure the shipment.
- Products which have been fully or partially assembled are not returnable for credit.
- Products must be returned in undamaged, re-sellable condition and in original packaging.
- Products should be carefully repacked to avoid damage during return shipping. Claims for product damaged on the return shipment are the responsibility of the Customer.
- The Customer is responsible for freight charges associated with returns.

Upon receipt, the product will be inspected to ensure it meets ESI's return guidelines. Once approved, Customer's account will be credited appropriately. No credit will be issued for unauthorized product returns or those not meeting return guidelines. Do not make any adjustments to your account until receipt of ESI Credit Memo. Costs associated with installation, return shipping, etc. of returned products will not be reimbursed. Please allow up to 30 days for returns processing.

Warranty

ESI grants a limited warranty to the end-users of its Products, the terms of which are included with each Product. Customer's remedies set forth herein are exclusive and the liability of ESI with respect to the breach of the Agreement or these Terms and Conditions shall not exceed the price of the Product or part on which such liability is based. IN NO EVENT SHALL ESI BE LIABLE

TO CUSTOMER FOR ANY INCIDENTAL, CONSEQUENTIAL, INDIRECT, STATUTORY, SPECIAL, EXEMPLARY, OR PUNITIVE DAMAGES, INCLUDING, BUT NOT LIMITED TO, LOST PROFITS, LOSS OF USE, LOSS OF TIME, INCONVENIENCE, LOSS BUSINESS OPPORTUNITIES, DAMAGE TO GOOD WILL OR REPUTATION, OR LOSS OF DATA, ARISING OUT OF, OR AS A RESULT OF, THE SALE, DELIVERY, SERVICING, USE OR LOSS OF THE PRODUCTS SOLD HEREUNDER, REGARDLESS OF WHETHER SUCH LIABILITY IS BASED ON BREACH OF CONTRACT, TORT, STRICT LIABILITY OR OTHERWISE, AND EVEN IF ADVISED OF THE POSSIBILITY OF SUCH DAMAGES OR SUCH DAMAGES COULD HAVE BEEN REASONABLY FORESEEN. Correction of any nonconformity in the manner and for the period provided shall constitute complete fulfillment of all liabilities of ESI, with respect to or arising out of the Product furnished hereunder. No claim by Customer of any kind including, but not limited to, claims for indemnification, whether as to quality or amount of Product delivered or non-delivery, shall be greater in amount than the purchase price for the Products in respect of which damages are claimed.

THIS LIMITED WARRANTY IS IN LIEU OF ALL OTHER REPRESENTATIONS, WARRANTIES OR CONDITIONS, EXPRESS OR IMPLIED, AND ESI MAKES NO OTHER WARRANTIES OR REPRESENTATIONS TO CUSTOMER OR ANY OTHER PERSON OF ANY KIND, WHETHER EXPRESS OR IMPLIED, WITH RESPECT TO THE PRODUCTS, AND ESI SPECIFICALLY DISCLAIMS ALL IMPLIED REPRESENTATIONS, WARRANTIES OR CONDITIONS, WITHOUT LIMITATION, INCLUDING, BUT NOT LIMITED TO, THE IMPLIED WARRANTIES OF MERCHANTABILITY, FITNESS FOR A PARTICULAR PURPOSE, NON-INFRINGEMENT, NON-INTERFERENCE, AND ALL OTHER WARRANTIES ARISING FROM COURSE OF DEALING OR USAGE OF TRADE. PRODUCTS SOLD HEREUNDER ARE SOLD ONLY TO THE SPECIFICATIONS SPECIFICALLY SET FORTH BY ESI IN WRITING. ESI'S SOLE OBLIGATION FOR A REMEDY TO CUSTOMER SHALL BE REPAIR OR REPLACEMENT OF NON-CONFORMING PRODUCTS, AS SET FORTH ABOVE. CUSTOMER ASSUMES ALL RISK WHATSOEVER AS TO THE RESULT OF THE USE OF PRODUCTS PURCHASED, WHETHER USED ALONE OR IN COMBINATION WITH OTHER PRODUCTS OR SUBSTANCES.

All ESI products are covered under a 15 year warranty, except the components and products listed below:

10 years: Eppa™ series monitor arm

7 years: Electric table components and motors; Crank mechanisms; Counterbalance mechanisms; Railway™ series (electrical); Centro™

5 years: Laminated worksurfaces; S2S; Birdi™ foam and cylinder

3 years: Climb series, Birdi™ fabrics

2 years: Palm rests; Mouse pads

1 year: Pencil drawers; Fluorescent ballasts; LED transformers; FlexCharge™ series

Intellectual property

Customer acknowledges that ESI is the owner of intellectual property related to certain Products, including the registered trademarks and other trademarks (the "Marks") and proprietary designs and patterns, patents and/or pending patent applications, if any, used in connection with its Products (collectively, "Intellectual Property"). Customer shall not use the Marks or any part thereof as part of Customer's name, nor register any name, including domain names, or mark confusingly similar to the Marks. Customer acknowledges that it is not being licensed any right or interest of any kind in the Marks and that Customer may not use same without the prior, written consent of ESI. ESI reserves the right to discontinue deliveries of any products, the manufacture, sale or use of which would, in ESI's opinion, infringe upon any U.S. patent, trademark or design now or hereinafter issued, registered, or existing and under which ESI is not licensed.

Relationship of parties

The relationship of the Parties hereto is that of vendor and purchaser. Nothing in these Terms and Conditions, and no course of dealing between the Parties, shall be construed to create any other type of relationship. Accordingly, Customer shall not be empowered to bind ESI in any way, to incur any liability or otherwise act on behalf of ESI.

Governing law

These Terms and Conditions shall be governed by the laws of the State of Illinois, without giving effect to the principles of conflicts of law of such state, and shall be binding upon the Parties hereto in the United States and worldwide.

ESI and Customer agree that any legal action arising out of or relating to this agreement or the transactions contemplated by this agreement shall be brought in either the United States District Court in and for the Eastern Division of the Northern District of Illinois or the Circuit Court in and for DuPage County, Illinois, and consents to personal jurisdiction of such courts over them in any such action. Customer waives any defense or inconvenient forum to the maintenance of any such action or proceeding so brought and waives any bond, surety, or other security that might be required of ESI.

Severability

If any clause or portion of these Terms and Conditions shall be held by a court of competent jurisdiction to be illegal, invalid, or unenforceable, the remaining clauses or portions shall remain in full force and effect.

Force majeure

Neither Party shall be liable hereunder for any failure or delay in the performance of its obligations under these Terms and Conditions, except for the payment of money, if such failure or delay is on account of causes beyond its control, including labor disputes, civil commotion, war, fires, floods, inclement weather, governmental regulations or controls, casualty, government authority, strikes, or acts of God, in which event the non-performing Party shall be excused from its obligations for the period of the delay and for a reasonable time thereafter. Each Party shall use reasonable efforts to notify the other Party of the occurrence of such an event within five (5) business days of its occurrence.

esi

800.833.3746
esiergo.com

Fellowes
Brands.

FAMILY BUSINESS
SINCE 1917

© 2019 Fellowes, Inc.