



# Enmo™

Electric height adjustable table base



T-foot



keypad



locking casters

### Product specs

---

- Electric height adjustment
- 220 lb. base lifting capacity
- 1.3"/sec adjustment speed
- 18.0" height adjustment range
  - 28.0"—46.0" (low/high)
  - (excluding worksurface)*
- Anti-collision
- Two stage adjustable legs
- Adjustable width frame
- Soft start
- Locking casters available
- Two motors
- Two 24.0" T-feet
- 7.0' power cord
- Meets or exceeds BIFMA x5.5 requirements
- Steel frame and foot construction
- Keypad with up and down buttons
- Complete tables available (base and top)
- Warranty: 15 yr. *(structural)*/7 yr. *(mechanical)*

### Available base finishes

- Silver -SLV
- Black -BLK
- White -WHT

### Caster Kit

---

- Set of 4 casters for table bases
- Increases height by 2.0"
- Locking casters for security

Model # CASTERKIT-2NM \$70

### Complete table model # breakdown:

$\frac{2}{a} \frac{NM}{b} \frac{-}{c} \frac{R4824}{d} \frac{-}{e} \frac{T}{f} \frac{-}{g}$

- a: number of legs
- b: type of table base
- c: finish of base
- d: shape of worksurface
- e: size of worksurface
- f: laminate material
- g: laminate color

### 48.0" x 24.0" quick ship complete table

- Enmo table base with a 48.0"w x 24.0"d rectangle TFL worksurface

Model # 2NM  -R4824-T  \$950

base finish notation     laminate notation

### Available base finishes

- Silver -S
- Black -B
- White -W

### Available TFL quick ship laminates


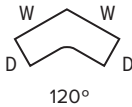
- White White -WW
- Sunset Grey -SG
- Willow Grey -WG
- Canadian Grey -CG
- Acacia -AC
- Shadow Oak -SO

### Enmo tables

Quick ship complete table options include: silver, black, or white table bases; 48.0"x24.0" rectangle worksurfaces; all six TFL laminates. For all other combinations, please call our Customer Service Department for the estimated lead time and cost.

### Table bases

### Available worksurfaces

Table base model #	List price	Worksurface shape	Worksurface dimension	TFL Quick ship	TFL Standard	HPL Standard
2NM-C48-___	\$700	 Rectangle	48"w x 24"d	2R4824-QS-TFL-__ \$250	2R4824-TFL-__ \$250	2R4824-HPL-__ \$350
			60"w x 24"d	-	2R6024-TFL-__ \$300	2R6024-HPL-__ \$420
			72"w x 24"d	-	2R7224-TFL-__ \$375	2R7224-HPL-__ \$460
Table base model #	List price	Worksurface shape	Worksurface dimension	TFL Quick ship	TFL Standard	HPL Standard
2NM-C48-___	\$700	 120°	48"w x 24"d	-	20-4824-TFL-__ \$815	120-4824-HPL-__ \$1,141
			60"w x 24"d	-	-	120-6024-HPL-__ \$1,605
			72"w x 24"d	-	-	120-7224-HPL-__ \$1,800

### Worksurface program

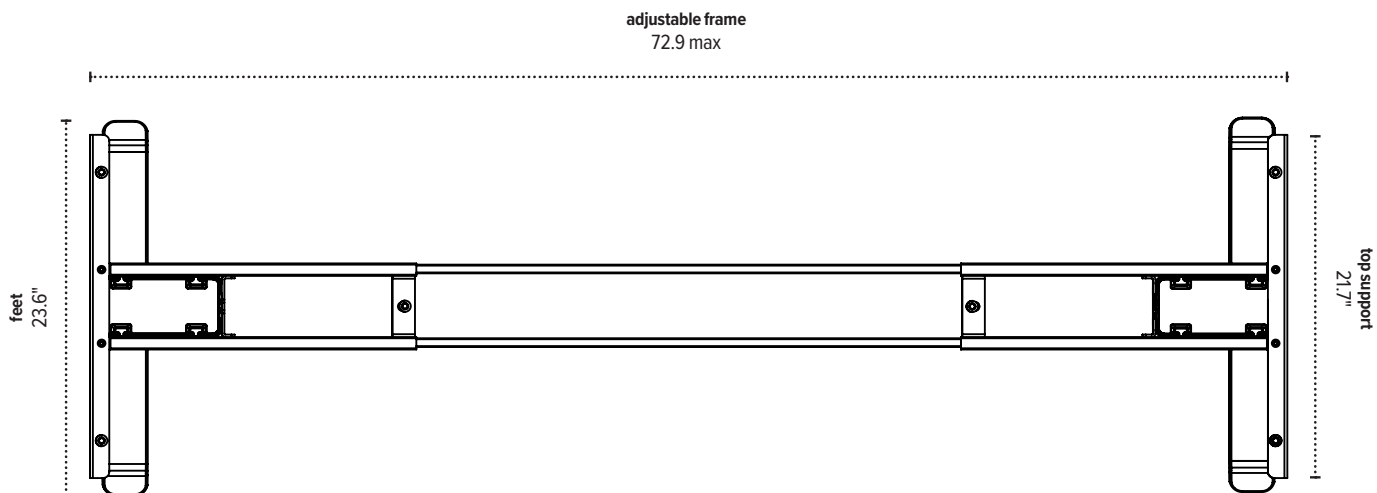
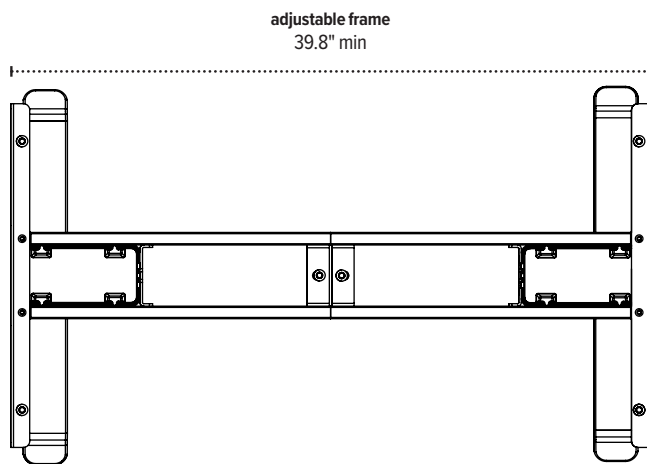
Multiple worksurface shapes and laminates are available. See the Complete Table & Worksurface Ordering Guide for worksurface details including pricing and laminate colors. TFL quick ship worksurfaces are shipped out in 48 hours. TFL and HPL Standard worksurfaces ship in approximately 3 weeks.

*Table bases and worksurfaces can be purchased independently or as a complete table.*

*ESI table bases and worksurfaces are made to exact dimensions. If nominal sizing is needed, please specify when ordering.*

# Enmo

## Electric height adjustable table base



The base dimensions as shown are actual.

# esi

800.833.3746  
esiergo.com

© 2019 Fellowes, Inc. V32 catalog pricing.