



Kata™ EX1-M
Single motion monitor arm

KataEX1-M

Single motion monitor arm



tension adjustment



integrated tool storage



grommet mount



desk clamp



connection sleeve

Product specs

- Finger touch dynamic height adjustment
- Recommended for worksurfaces 30.0" deep or less
- 19.26" arm extension
- 2.89" arm retraction
- +90°/-45° monitor tilt
- ±90° VESA rotation
- 4.0 lb.–20.0lb. weight capacity
- 15.99" pole height (*includes base*)
- VESA 75mm/100mm quick release
- 180° lock-out feature
- Specify a grommet mount or a desk clamp mount
- Tension adjustment indicator for precision installation
- Each connection sleeve can accommodate up to three monitors depending on the configuration
- Partially assembled for quick installation
- Integrated cord management
- Integrated tool holder
- Meets or exceeds ANSI/BIFMA x5.5 guidelines
- Designed for ESI by Roger Webb Associates of London
- Warranty: 15 yr.

Model

- ☐ KATAEX1-DC-M-SLV
- ☒ KATAEX1-DC-M-BLK
- ☐ KATAEX1-DC-M-WHT
- ☐ KATAEX1-GM-M-SLV
- ☒ KATAEX1-GM-M-BLK
- ☐ KATAEX1-GM-M-WHT

KataEX monitor arm key

F - Fixed monitor arm
M - Motion monitor arm
S - Slider mount

Available mounting options

DC - Desk clamp
GM - Grommet mount

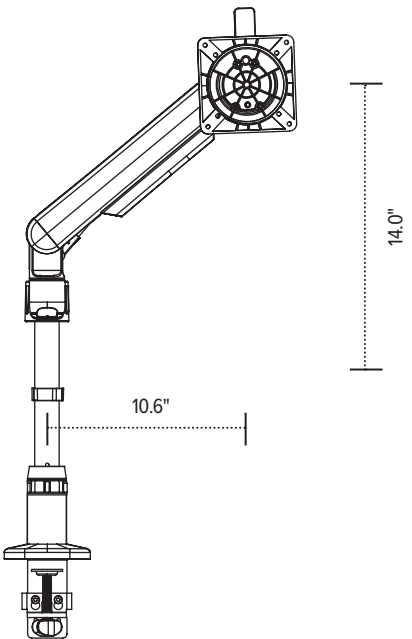
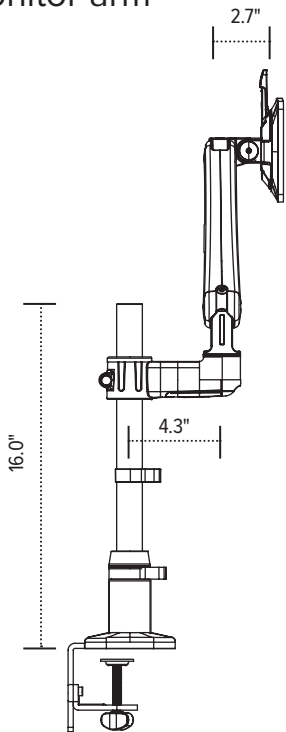
KataEX for every need

- As workstation needs change, so can the KataEX configurations. Additional components sold separately
- Benching system mount(s) available

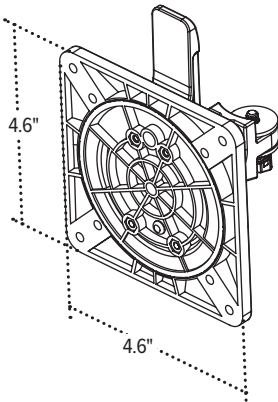
Call our Customer Service Department for compatibility and pricing for custom configurations.

KataEX1-M

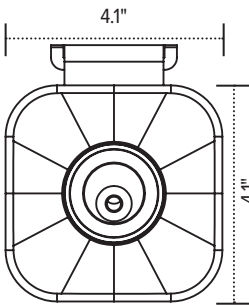
Single motion monitor arm



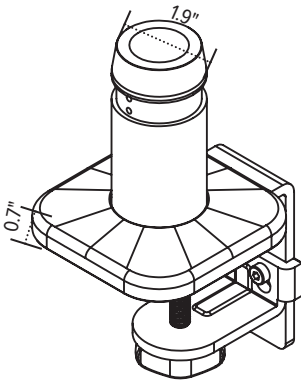
VESA plate



Base



Base



VESA mount
Profile view

