



Kata™ EX3-FF

Triple fixed + fixed monitor arm

KataEX3-FF

Triple fixed + fixed monitor arm



tension adjustment



integrated tool storage



grommet mount



desk clamp



connection sleeve

Product specs

- Manual height adjustment
- Recommended for worksurfaces 30.0" deep or less
- 24.77" outside arm extension
- 8.52" center arm extension
- 5.12" arm retraction
- +90°/-45° monitor tilt
- ±90° VESA rotation
- Up to 20.0 lb. weight capacity (*per arm*)
- 15.99" pole height (*includes base*)
- VESA 75mm/100mm quick release
- 180° lock-out feature
- Specify a grommet mount or a desk clamp mount
- Tension adjustment indicator for precision installation
- Each connection sleeve can accommodate up to three monitors depending on the configuration
- Partially assembled for quick installation
- Integrated cord management
- Integrated tool holder
- Meets or exceeds ANSI/BIFMA x5.5 guidelines
- 26.14" max. monitor width
Bezel measured left to right.
Max. width is contingent on weight capacity.
- Designed for ESI by Roger Webb Associates of London
- Warranty: 15 yr.

Model

- ☐ KATAEX3-DC-FF-SLV
- ☒ KATAEX3-DC-FF-BLK
- ☐ KATAEX3-DC-FF-WHT
- ☐ KATAEX3-GM-FF-SLV
- ☒ KATAEX3-GM-FF-BLK
- ☐ KATAEX3-GM-FF-WHT

KataEX monitor arm key

- F - Fixed monitor arm
- M - Motion monitor arm
- S - Slider mount

Available mounting options

- DC - Desk clamp
- GM - Grommet mount

KataEX for every need

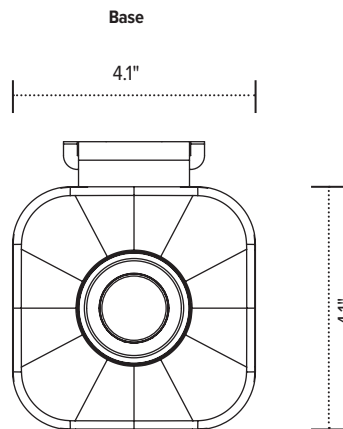
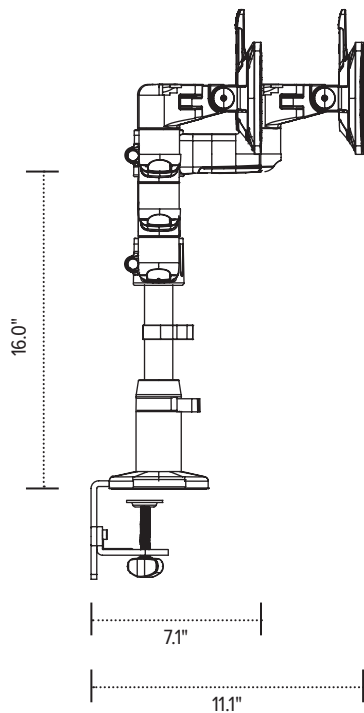
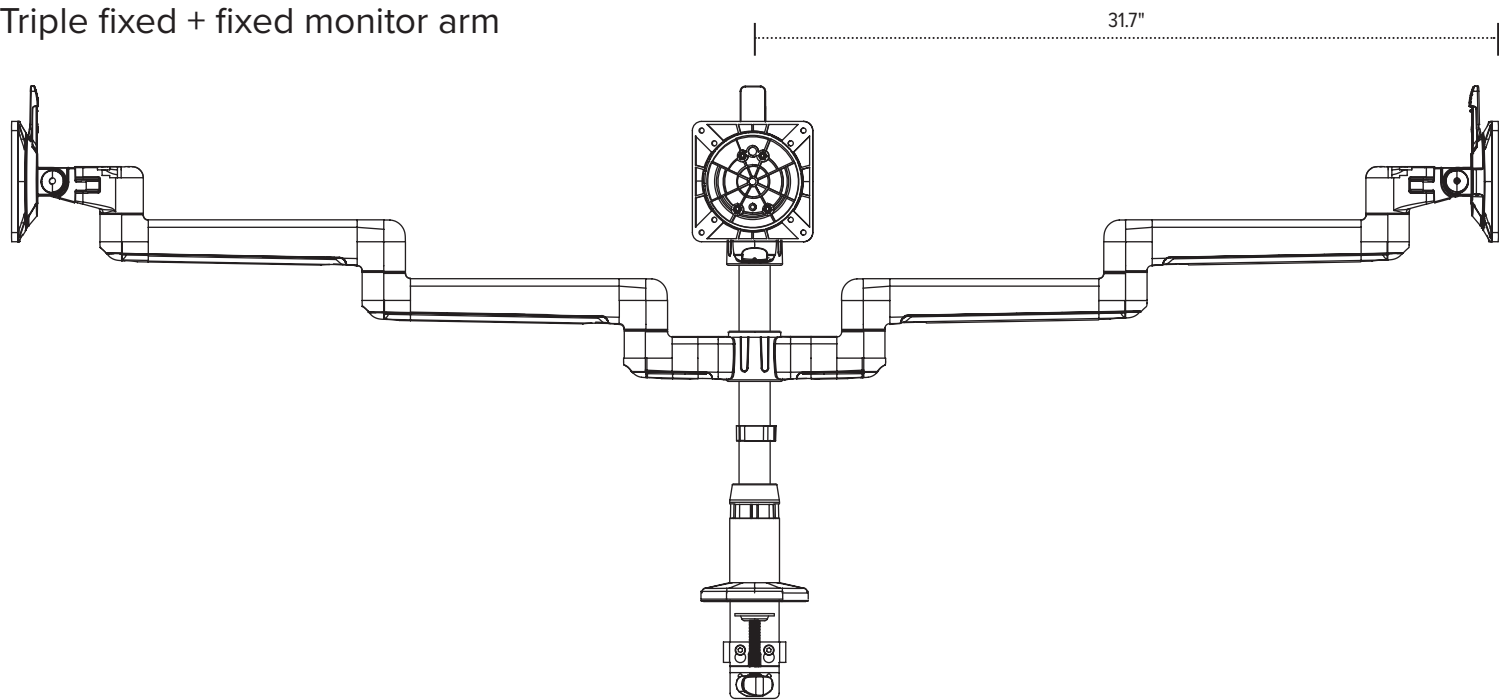
- As workstation needs change, so can the KataEX configurations. Additional components sold separately
- Benching system mount(s) available

Call our Customer Service Department for compatibility and pricing for custom configurations.

KataEX3-FF



Triple fixed + fixed monitor arm

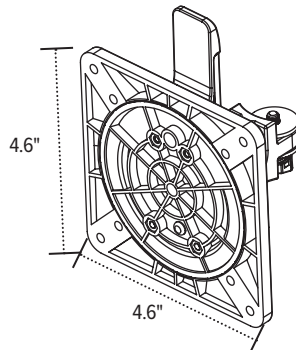


Base

4.1"

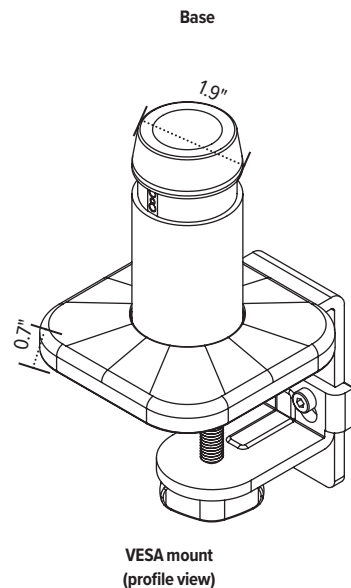
4.1"

VESA plate



4.6"

4.6"

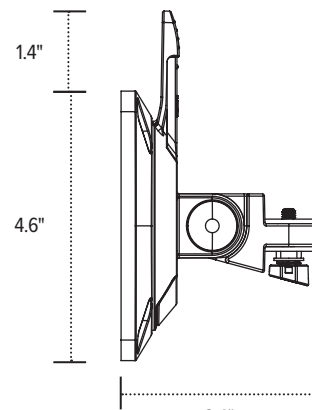


Base

1.9"

0.7"

VESA mount
(profile view)



1.4"

4.6"

3.4"